

REV	LOCATIONS	DESCRIPTION	DATE	REVISER	APPD
1	△	Size change	23/SEP/16	KATE	FRANK

Electrical

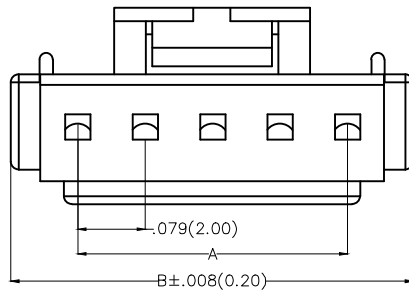
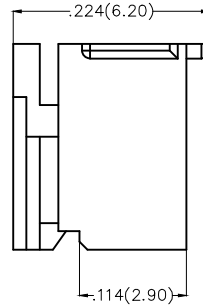
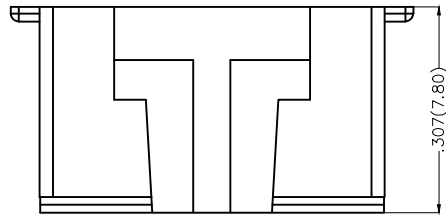
Temperature Range—Operating: -25°C~+85°C

Material

Housing: PA66(UL 94V-0)

Applicable Terminal: FT20004

Mates With(Wafer): FWF20009,FWF20010,FWF20018Series



Circuits (n)	Part No.	Dimensions(in/mm)	
		A	B △
2	FHG20005-S02M2W1B	.079(2.00)	.220(5.60)
3	FHG20005-S03M2W1B	.157(4.00)	.299(7.60)
4	FHG20005-S04M2W1B	.236(6.00)	.378(9.60)
5	FHG20005-S05M2W1B	.315(8.00)	.457(11.60)
6	FHG20005-S06M2W1B	.394(10.00)	.535(13.60)
7	FHG20005-S07M2W1B	.472(12.00)	.614(15.60)
8	FHG20005-S08M2W1B	.551(14.00)	.693(17.60)
9	FHG20005-S09M2W1B	.630(16.00)	.772(19.60)
10	FHG20005-S10M2W1B	.709(18.00)	.850(21.60)
11	FHG20005-S11M2W1B	.787(20.00)	.929(23.60)
12	FHG20005-S12M2W1B	.866(22.00)	1.008(25.60)

Ordering Information

FHG 200 05 — S XX M 2 W1 B
 1 2 3 4 5 6 7 8 9

1	Category FHG—Housing	2	Series Number 200—Pitch2.0mm	3	Distinction No. 05	4	Row Option S—Single Row	5	Circuits XX
6	Entry Type M—Male	7	Material—Resin 2—PA66	8	Color—Resin W1—White	9	Packaging B—PE Bag		

 THIRD ANGLE PROJECTION	GENERAL TOLERANCES (UNLESS SPECIFIED)		APPROVE BY FRANK	DATE 25/JUN/13	PART NO. FHG20005-SXXM2W1B	ITEM NO. FHG20005	 Leader Of Industry
	X.±.012(0.30)	X.±5'	CHECKED BY JACOB	DATE 25/JUN/13	TITLE Wire to Board Pitch 2.0mm(Housing)		
	DESIGN UNITS Inch (metric)	X.XX±.008(0.20)	.X'±2'	DRAWN BY CHERRY	DATE 25/JUN/13	THIS DRAWING CONTAINS INFORMATION THAT IS PROPRIETARY TO TXGA INDUSTRIAL ELECTRONICS(S.Z)CO.,LTD AND SHOULD NOT BE USED WITHOUT WRITTEN PERMISSION	
SCALE 5:1	SIZE A4	X.XX±.006(0.15)	.XX'±1'				
		X.XXX±.004(0.10)	.XXX'±0.5'				