REV	LOCATIONS	DESCRIPTION	DATE	REVISER	APPD

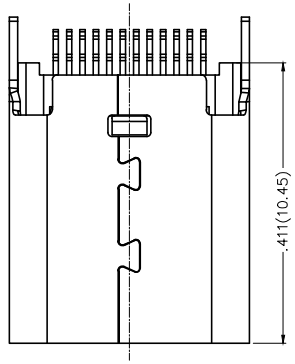

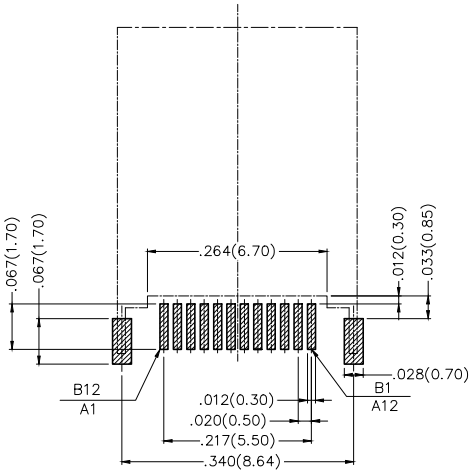

Recommended P.C.Board Layout

General Tolerances: ±0.05mm

SPECIFICATIONS

Electrical
- Current Rating: 3.0A AC(rms)/DC
- Voltage Rating: 100V AC(rms)/DC
- Contact Resistance: 40 mΩ Max
- Withstanding Voltage: 500V AC r.m.s
- Insulation Resistance: 100 MΩ Min
- Temperature Range–Operating: −30°C~+85°C

Mechanical
- Insertion Force: 5~20N
- Withdrawal Force: 8~20N
- Durability: 10,000 Cycles

Material and Plating
- Housing: Thermoplastic (UL 94V–0) Black
- Shielding Plate: Stainless steel/ Nickel Plated
- Shell: Stainless steel/ Nickel Plated
- Contact: Copper Alloy/Nickel Plated

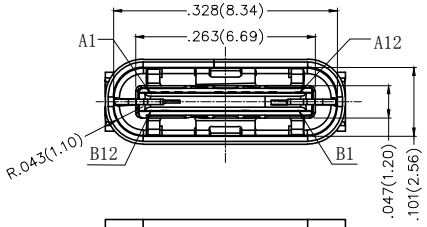

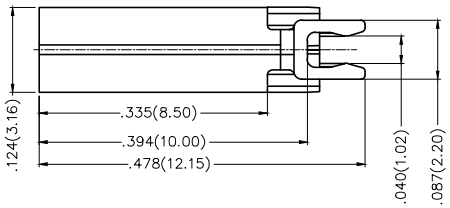

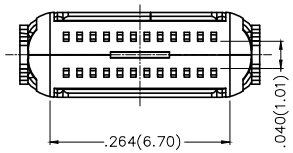

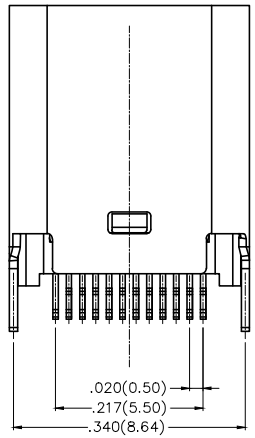

Circuits	A		Circuits	B
1	GND		12	GND
2	SSTXP1		11	SSRXP1
3	SSTXN1		10	SSRXN1
4	VBUS		9	VBUS
5	CC1		8	SBU2
6	DP1		7	DN2
7	DN1		6	DP2
8	SBU1		5	CC2
9	VBUS		4	VBUS
10	SSRXN2		3	SSTXN2
11	SSRXP2		2	SSTXP2
12	GND		1	GND

THIRD ANGLE PROJECTION	GENERAL TOLERANCES (UNLESS SPECIFIED)		APPROVE BY FRANK	DATE 21/APR/17	PART NO. FUS609-FCSK6M	ITEM NO. FUS609
	X.±.012(0.30)	X.°±5°	CHECKED BY CHERRY	DATE 21/APR17	TITLE USB C-type 180° Vertical Female(SMT)(3.1)	TXGA Leader Of Industry
DESIGN UNITS Inch (metric)	X.X±.008(0.20)	.X°±2°				REV 0 / SHEET NO. 1/1
	X.XX±.006(0.15)	.XX°±1°	DRAWN BY LXF	DATE 21/APR/17		
SCALE 5:1 / SIZE A4	X.XXX±.004(0.10)	.XXX°±0.5°				

THIS DRAWING CONTAINS INFORMATION THAT IS PROPRIETARY TO TXGA INDUSTRIAL ELECTRONICS(S.Z)CO.,LTD AND SHOULD NOT BE USED WITHOUT WRITTEN PERMISSION