REV	LOCATIONS	DESCRIPTION	DATE	REVISER	APPD

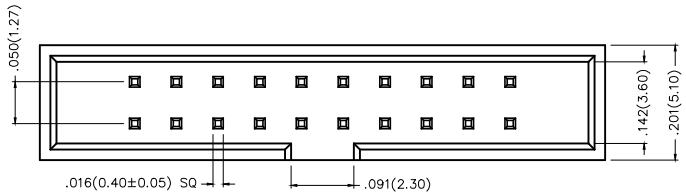

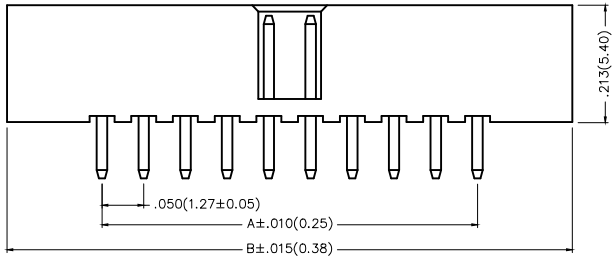

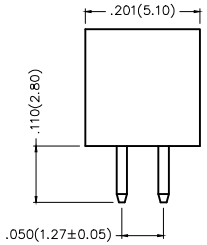

Electrical
- Current Rating: 1.0A AC(rms)/DC
- Voltage Rating: 250V AC(rms)/DC
- Contact Resistance: 20 mΩ Max
- Insulation Resistance: 500 MΩ MIN
- Withstanding Voltage: 100V AC r.m.s
- Temperature Range–Operating: −25°C~+85°C

Material and Plating
- Housing: Polyester (UL94V–0)
- Contact Pin: Brass
- Plating: Gold Plated/Selective gold in contact area, tin on tail

Ordering Information

FBH	127	04	—	D	XX	S	X	XX	X	K6	K
1	2	3		4	5	6	7	8	9	10	11

	Category	Series Number	Distinction No.	Row Option	Circuits	Entry Angle
	FBH–Box Header	127–Pitch1.27mm	04	D–Double Row	XX	S–180° Vertical

	Plating	Thickness of Plating	Material–Resin	Color–Resin	Packaging
	1–Gold Plated 3–Selective gold in contact area, tin on tail	00–Gold Flash 05–5μ" Custom plate available	3–LCP 4–PA9T	K6–Black	K–Tray

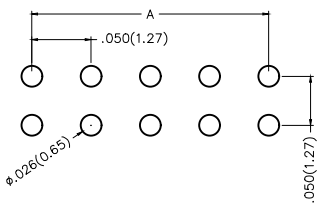

Recommended P.C.Board Layout

Circuits (n)	Part No.	Dimensions(in/mm) A	Dimensions(in/mm) B
6	FBH12704–D06SXXXXK6K	.100(2.54)	.398(10.11)
10	FBH12704–D10SXXXXK6K	.200(5.08)	.498(12.65)
14	FBH12704–D14SXXXXK6K	.300(7.62)	.598(15.19)
16	FBH12704–D16SXXXXK6K	.350(8.89)	.648(16.46)
20	FBH12704–D20SXXXXK6K	.450(11.43)	.748(19.00)
26	FBH12704–D26SXXXXK6K	.600(15.24)	.898(22.81)

Circuits (n)	Part No.	Dimensions(in/mm) A	Dimensions(in/mm) B
30	FBH12704–D30SXXXXK6K	.700(17.78)	.998(25.35)
34	FBH12704–D34SXXXXK6K	.800(20.32)	1.098(27.89)
40	FBH12704–D40SXXXXK6K	.950(24.13)	1.248(31.70)
50	FBH12704–D50SXXXXK6K	1.200(30.48)	1.516(38.50)
60	FBH12704–D60SXXXXK6K	1.450(36.83)	1.748(44.40)
64	FBH12704–D64SXXXXK6K	1.550(39.37)	1.848(46.94)

THIRD ANGLE PROJECTION

DESIGN UNITS: Inch (metric)

SCALE: 5:1 | SIZE: A4

GENERAL TOLERANCES (UNLESS SPECIFIED)

X.±.012(0.30)	X.°±5°
X.X±.008(0.20)	.X°±2°
X.XX±.006(0.15)	.XX°±1°
X.XXX±.004(0.10)	.XXX°±0.5°

APPROVE BY	FRANK	DATE 19/JUL/13
CHECKED BY	CHERRY	DATE 19/JUL/13
DRAWN BY	JACOB	DATE 19/JUL/13

PART NO. FBH12704–DXXS1XXXK6K

ITEM NO. FBH12704

TXGA Leader Of Industry

TITLE: Wire to Board(Box Header) Pitch 1.27mm 180° Vertical (DIP)

REV 0 | SHEET NO. 1/1

THIS DRAWING CONTAINS INFORMATION THAT IS PROPRIETARY TO TXGA INDUSTRIAL ELECTRONICS(S.Z)CO.,LTD AND SHOULD NOT BE USED WITHOUT WRITTEN PERMISSION