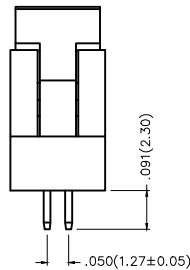
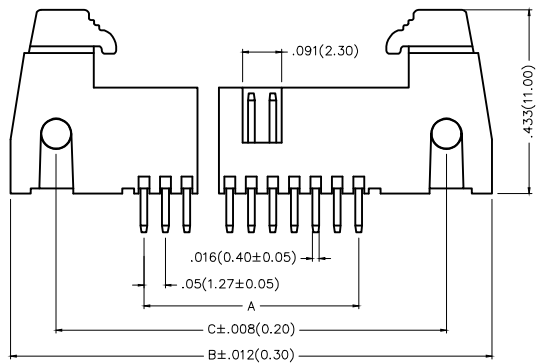
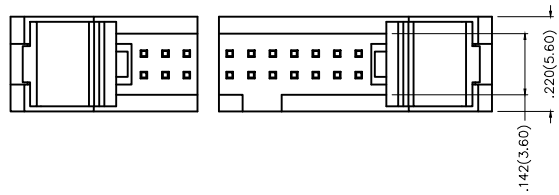


REV	LOCATIONS	DESCRIPTION	DATE	REVISER	APPD



**Electrical**

Current Rating: 1.0A AC(rms)/DC  
 Voltage Rating: 250V AC(rms)/DC  
 Contact Resistance: 20 mΩ Max  
 Insulation Resistance: 500 MΩ MIN  
 Withstanding Voltage: 100V AC r.m.s  
 Temperature Range—Operating: -25°C~+85°C

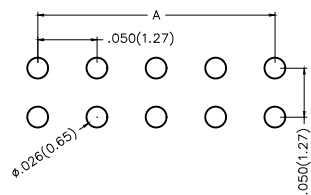
**Material and Plating**

Housing: LCP (UL94V-0) /PA9T (UL94V-0)  
 Contact Pin: Brass  
 Plating: Gold Plated/Selective gold in contact area, tin on tail

**Ordering Information**

FBH 127 05 — D XX S X XX X K6 K  
 1 2 3 4 5 6 7 8 9 10 11

1	Category FBH—Box Header	2	Series Number 127—Pitch1.27mm	3	Distinction No. 05	4	Row Option D—Double Row	5	Circuits XX	6	Entry Angle S—180° Vertical
7	Plating 1—Gold Plated 3—Selective gold in contact area, tin on tail	8	Thickness of Plating 00—Gold Flash 05—5μ" Custom plate available	9	Material—Resin 3—LCP 5—PA9T	10	Color—Resin K6—Black	11	Packaging K—Tray		



Recommended P.C.Board Layout

Circuits (n)	Part No.	Dimensions(in/mm)			Circuits (n)	Part No.	Dimensions(in/mm)		
		A	B	C			A	B	C
6	FBH12705-D06SXXXXK6K	.100(2.54)	.721(18.31)	.504(12.81)	34	FBH12705-D34SXXXXK6K	.800(20.32)	1.421(36.09)	1.204(30.59)
10	FBH12705-D10SXXXXK6K	.200(5.08)	.821(20.85)	.604(15.35)	40	FBH12705-D40SXXXXK6K	.950(24.13)	1.571(39.90)	1.354(34.40)
14	FBH12705-D14SXXXXK6K	.300(7.62)	.821(23.39)	.704(17.89)	44	FBH12705-D44SXXXXK6K	1.050(26.67)	1.671(42.44)	1.454(36.94)
16	FBH12705-D16SXXXXK6K	.350(8.89)	.971(24.66)	.754(19.16)	50	FBH12705-D50SXXXXK6K	1.200(30.48)	1.821(46.25)	1.604(40.75)
20	FBH12705-D20SXXXXK6K	.450(11.43)	1.071(27.20)	.854(21.70)	60	FBH12705-D60SXXXXK6K	1.450(36.83)	2.071(52.60)	1.854(47.10)
26	FBH12705-D26SXXXXK6K	.600(15.24)	1.221(31.01)	1.004(25.51)	64	FBH12705-D64SXXXXK6K	1.550(39.37)	2.171(55.14)	1.954(49.64)
30	FBH12705-D30SXXXXK6K	.700(17.78)	1.321(33.55)	1.104(28.05)	68	FBH12705-D68SXXXXK6K	1.650(41.91)	2.271(57.68)	2.054(52.18)

<p>THIRD ANGLE PROJECTION</p>	GENERAL TOLERANCES (UNLESS SPECIFIED)		APPROVE BY FRANK	DATE 19/JUL/13	PART NO. FBH12705-DXXS1XXXXK6K	ITEM NO. FBH12705	<p>Leader Of Industry</p>
	DESIGN UNITS Inch (metric)	X.±.012(0.30)	X.'±5'	CHECKED BY CHERRY	DATE 19/JUL/13	TITLE Wire to Board(Box Header) Pitch 1.27mm 180° Vertical (DIP)	
SCALE 5:1	SIZE A4	X.XX±.006(0.15)	.XX'±1"	DRAWN BY JACOB	DATE 19/JUL/13	THIS DRAWING CONTAINS INFORMATION THAT IS PROPRIETARY TO TXGA INDUSTRIAL ELECTRONICS(S.Z)CO.,LTD AND SHOULD NOT BE USED WITHOUT WRITTEN PERMISSION	