

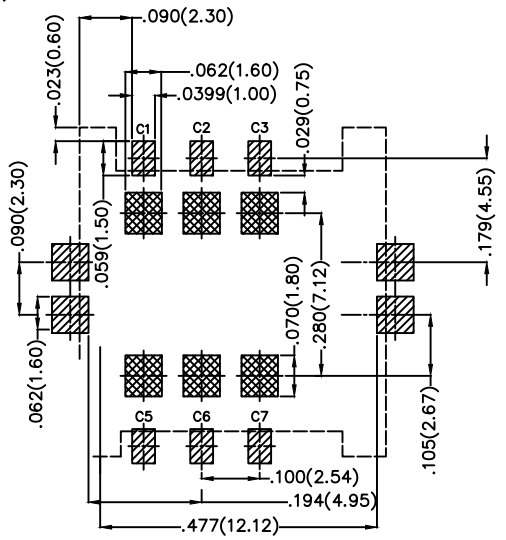
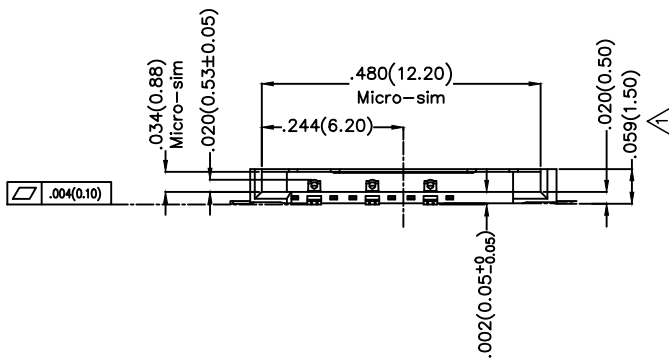
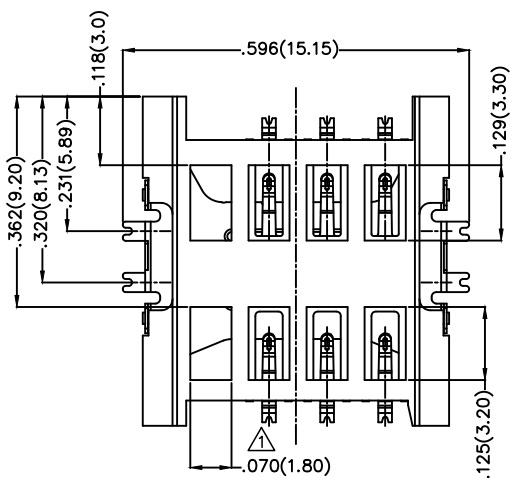
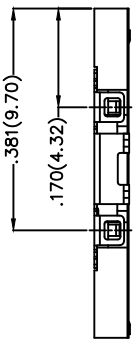
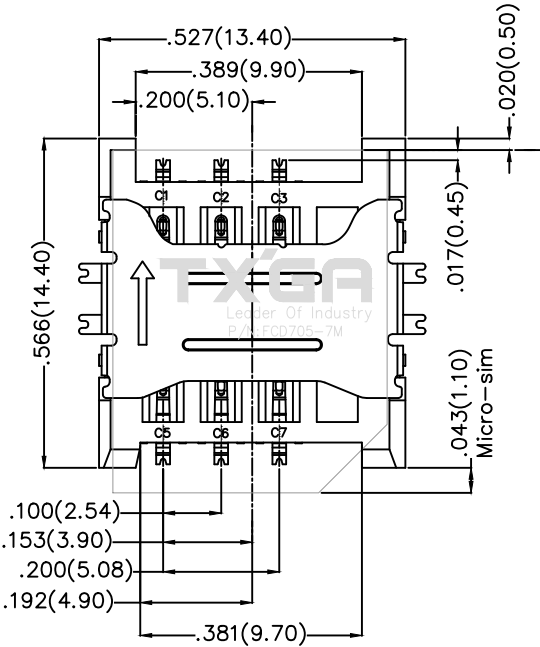
1 2 3 4 5 6 7 8

REV	LOCATIONS	DESCRIPTION	DATE	REVISER	APPD
1	△	Size Change	20190304	Kate	Cherry

SPECIFICATION

Electrical
 Current Rating: 1A AC(rms)/DC
 Voltage Rating: 250V AC(rms)/DC
 Contact Resistance: 30 mΩ Max
 Insulation Resistance : 100MΩ Min
 Withstanding Voltage: 500V AC r,m,s
 Temperature Range-Operating: -25°C+85°C

Material and Plating
 Housing: Thermoplastic UL94C-0 Black
 Contact: Stainless Steel
 Shell: SPCC/Nickel Plated
 Durability: 1000 Times



PCB PAD KEEP OUT AREA
RECOMMENDED PCB LAYOUT
 TOLERANCE: ±.002(±0.05)

<p>THIRD ANGLE PROJECTION</p>	GENERAL TOLERANCES (UNLESS SPECIFIED)		APPROVE BY FRANK	DATE 24/JUN/19	PART NO. FCD705-7M	ITEM NO. FCD705	<p>Leader Of Industry</p>	
	DESIGN UNITS Inch (metric)	X.±.012(0.30) X.X±.008(0.20) X.XX±.006(0.15) X.XXX±.004(0.10)	X.±5° .X'±2' .XX'±1' .XXX'±0.5'	CHECKED BY CHERRY	DATE 27/JUN/19	TITLE SIM Card connector(H:1.5mm)		
SCALE 5:1	SIZE A4		DRAWN BY KATE	DATE 27/JUN/19	THIS DRAWING CONTAINS INFORMATION THAT IS PROPRIETARY TO TXGA INDUSTRIAL ELECTRONICS(S.Z)CO.,LTD AND SHOULD NOT BE USED WITHOUT WRITTEN PERMISSION		REV 0	SHEET NO. 1/1

1 2 3 4 5 6 7 8