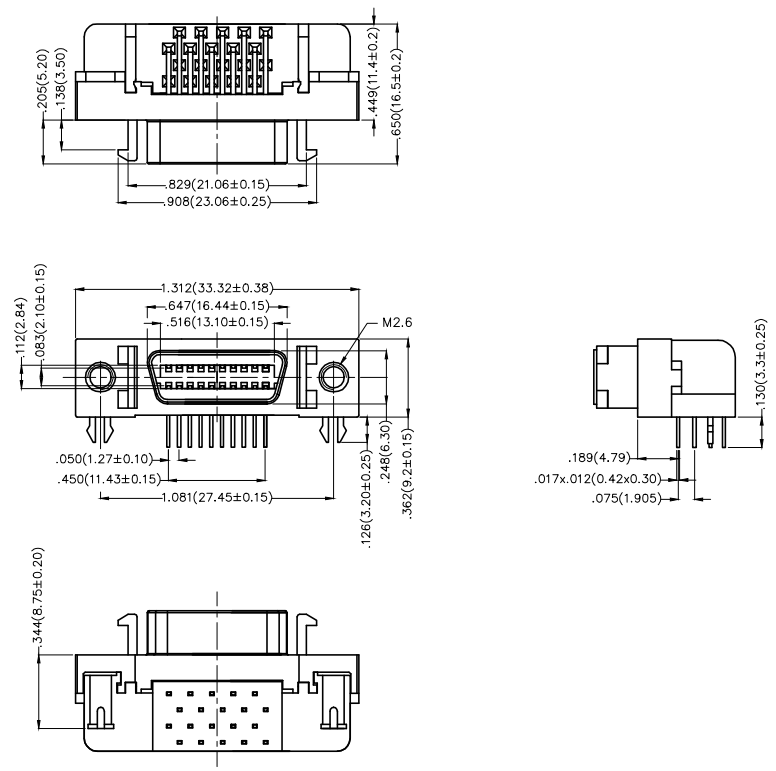


REV	LOCATIONS	DESCRIPTION	DATE	REVISER	APPD

SPECIFICATIONS

Electrical
 Current Rating: 1A AC(rms)/DC
 Voltage Rating: 250V AC(rms)/DC
 Contact Resistance: 30 mΩ Max
 Insulation Resistance: 500 MΩ Min
 Withstanding Voltage: 500V AC r.m.s
 Temperature Range—Operating: -55°C~+105°C

Material and Plating
 Housing: PBT (UL 94V-0)
 Contact: Phosphor Bronze
 Contact plating: Selective gold in contact area, tin on tail
 Shell: Zinc Alloy

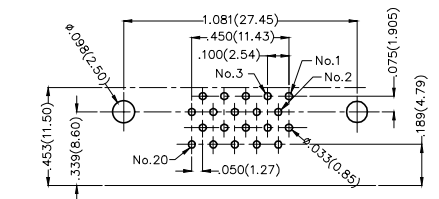


Ordering Information

FCS 20 01 — FO D B 3 XX K6 K A
 1 2 3 4 5 6 7 8 9 10 11

1	Category FCS-SCSI	2	Circuits 20	3	Distinction No. 01	4	Type FO-Female	5	Assembly Layout D-DIP	6	Entry Angle B-90° Angle
7	Plating 3-Selective gold in contact area, tin on tail	8	Thickness of Plating 00-Gold flash 03-3μ" Custom plate available	9	Color-Resin K6-Black	10	Packaging K-Tray	11	Distinction Type A-Type A		

Recommended P.C.Board Layout
 General Tolerances: ±0.05mm



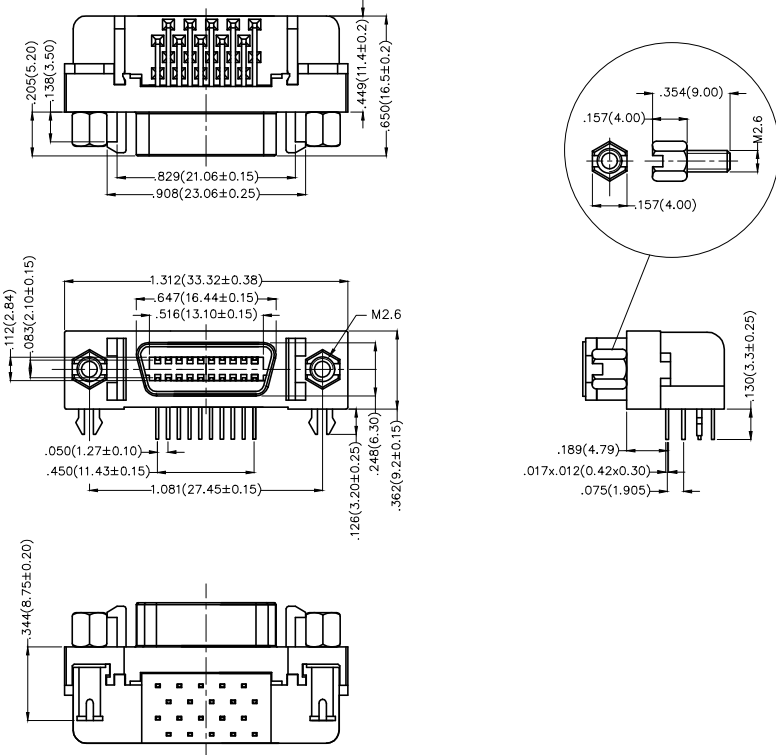
<p>THIRD ANGLE PROJECTION</p>	GENERAL TOLERANCES (UNLESS SPECIFIED)		APPROVE BY FRANK	DATE 19/JUL/13	PART NO. FCS2001-F0DB3XXK6KA	ITEM NO. FCS2001	<p>Leader Of Industry</p>	
	X.±.012(0.30)	X.'±5'	CHECKED BY CHERRY	DATE 19/JUL/13	TITLE SCSI Connector Pitch 1.27mm 90° Angle Female			REV 0
	DESIGN UNITS Inch (metric)	X.X±.008(0.20)	X'±2'	DRAWN BY KEVIN	DATE 19/JUL/13	THIS DRAWING CONTAINS INFORMATION THAT IS PROPRIETARY TO TXGA INDUSTRIAL ELECTRONICS(S.Z)CO.,LTD AND SHOULD NOT BE USED WITHOUT WRITTEN PERMISSION		
	SCALE 5:1	SIZE A4	X.XX±.006(0.15)	X'±1'	X.XXX±.004(0.10)	X'±0.5'		

REV	LOCATIONS	DESCRIPTION	DATE	REVISER	APPD

SPECIFICATIONS

Electrical
 Current Rating: 1A AC(rms)/DC
 Voltage Rating: 250V AC(rms)/DC
 Contact Resistance: 30 mΩ Max
 Insulation Resistance: 500 MΩ Min
 Withstanding Voltage: 500V AC r.m.s
 Temperature Range—Operating: -55°C~+105°C

Material and Plating
 Housing: PBT (UL 94V-0)
 Contact: Phosphor Bronze
 Contact plating: Selective gold in contact area, tin on tail
 Shell: Zinc Alloy

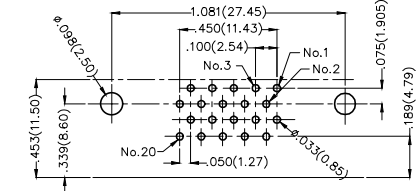


Ordering Information

FCS 20 01 — F0 D B 3 XX K6 K B
 1 2 3 4 5 6 7 8 9 10 11

1 <u>Category</u> FCS-SCSI	2 <u>Circuits</u> 20	3 <u>Distinction No.</u> 01	4 <u>Type</u> F0-Female	5 <u>Assembly Layout</u> D-DIP	6 <u>Entry Angle</u> B-90° Angle
7 <u>Plating</u> 3-Selective gold in contact area, tin on tail	8 <u>Thickness of Plating</u> 00-Gold flash 03-3μ" Custom plate available	9 <u>Color-Resin</u> K6-Black	10 <u>Packaging</u> K-Tray	11 <u>Distinction Type</u> B-Type B	

Recommended P.C.Board Layout
 General Tolerances: ±0.05mm



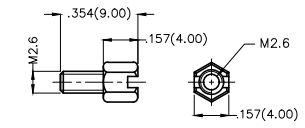
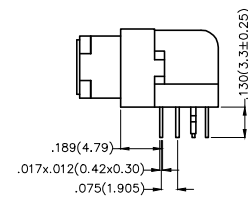
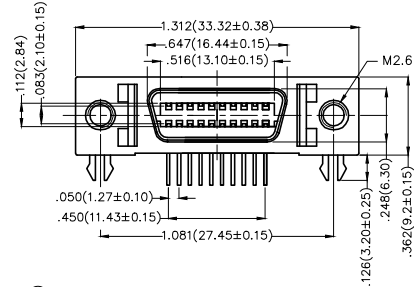
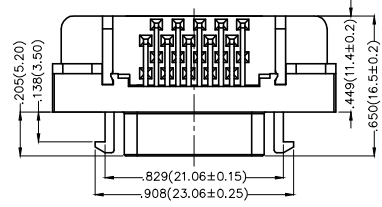
<p>THIRD ANGLE PROJECTION</p>	GENERAL TOLERANCES (UNLESS SPECIFIED)		APPROVE BY FRANK	DATE 19/JUL/13	PART NO. FCS2001-F0DB3XXK6K	ITEM NO. FCS2001	<p>Leader Of Industry</p>
	X.±.012(0.30)	X.±5'	CHECKED BY CHERRY	DATE 19/JUL/13	TITLE SCSI Connector Pitch 1.27mm 90° Angle Female		
DESIGN UNITS Inch (metric)	X.X±.008(0.20)	.X'±2'	DRAWN BY KEVIN	DATE 19/JUL/13	THIS DRAWING CONTAINS INFORMATION THAT IS PROPRIETARY TO TXGA INDUSTRIAL ELECTRONICS(S.Z)CO.,LTD AND SHOULD NOT BE USED WITHOUT WRITTEN PERMISSION		
SCALE 5:1	SIZE A4	X.XX±.006(0.15)					
		X.XXX±.004(0.10)					

REV	LOCATIONS	DESCRIPTION	DATE	REVISER	APPD

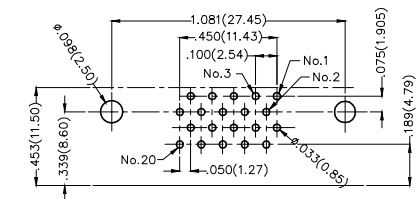
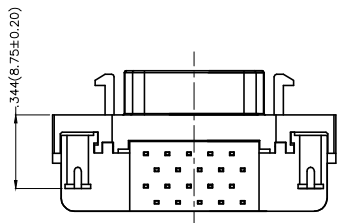
SPECIFICATIONS

Electrical
 Current Rating: 1A AC(rms)/DC
 Voltage Rating: 250V AC(rms)/DC
 Contact Resistance: 30 mΩ Max
 Insulation Resistance: 500 MΩ Min
 Withstanding Voltage: 500V AC r.m.s
 Temperature Range—Operating: -55°C~+105°C

Material and Plating
 Housing: PBT (UL 94V-0)
 Contact: Phosphor Bronze
 Contact plating: Selective gold in contact area, tin on tail
 Shell: Zinc Alloy



Screw (2pcs)



Recommended P.C.Board Layout
 General Tolerances: ±0.05mm

Ordering Information

FCS 20 01 — F0 D B 3 XX K6 K C
 1 2 3 4 5 6 7 8 9 10 11

1 <u>Category</u> FCS-SCSI	2 <u>Circuits</u> 20	3 <u>Distinction No.</u> 01	4 <u>Type</u> F0-Female	5 <u>Assembly Layout</u> D-DIP	6 <u>Entry Angle</u> B-90° Angle
7 <u>Plating</u> 3-Selective gold in contact area, tin on tail	8 <u>Thickness of Plating</u> 00-Gold flash 03-3μ" Custom plate available	9 <u>Color-Resin</u> K6-Black	10 <u>Packaging</u> K-Tray	11 <u>Distinction Type</u> C-Type C	

 THIRD ANGLE PROJECTION	GENERAL TOLERANCES (UNLESS SPECIFIED)		APPROVE BY FRANK	DATE 19/JUL/13	PART NO. FCS2001-F0DB3XXK6K	ITEM NO. FCS2001	 Leader Of Industry
	DESIGN UNITS Inch (metric)	X.±.012(0.30)	X.'±5'	CHECKED BY CHERRY	DATE 19/JUL/13	TITLE SCSI Connector Pitch 1.27mm 90° Angle Female	
SCALE 5:1	SIZE A4	X.XX±.006(0.15)	.XX'±1'	DRAWN BY KEVIN	DATE 19/JUL/13	THIS DRAWING CONTAINS INFORMATION THAT IS PROPRIETARY TO TXGA INDUSTRIAL ELECTRONICS(S.Z)CO.,LTD AND SHOULD NOT BE USED WITHOUT WRITTEN PERMISSION	
		X.XXX±.004(0.10)	.XXX'±0.5'			REV 0	SHEET NO. 1/1