REV	LOCATIONS	DESCRIPTION	DATE	REVISER	APPD

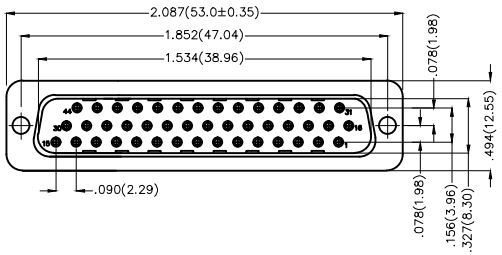

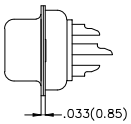

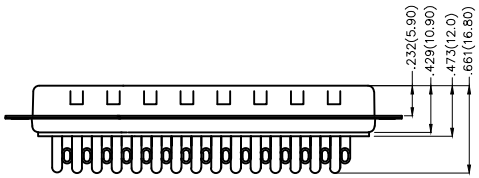

SPECIFICATIONS

Electrical
- Current Rating: 3A AC(rms)/DC
- Voltage Rating: 250V AC(rms)/DC
- Contact Resistance: 25 mΩ Max
- Insulation Resistance: 1000 MΩ Min
- Withstanding Voltage: 500V AC r.m.s
- Temperature Range–Operating: –55°C~+105°C

Material and plating
- Housing: PBT UL 94V–0
- Contact: Copper Alloy/
  Selective gold in contact area, tin on tail
- Shell: SPCC/ Nickel Plated

Ordering Information

FDB	44	05	—	M0	W	S	3	XX	XX	X	A
1	2	3		4	5	6	7	8	9	10	11

	Category	Circuits	Distinction No.	Type	Assembly Layout	Entry Angle
	FDB– D–SUB Connector	44–44 Circuits	05	M0–Male	W–Welding Type	S–180° Vertical

	Plating	Thickness of Plating	Color–Resin	Packaging	Distinction Type
	3–Selective gold in contact area, tin on tail	00–Gold Flash 03–3μ" Custom Plate Available	K6–Black U1–Blue	K–Tray L–Tube	A–A Type

THIRD ANGLE PROJECTION	GENERAL TOLERANCES (UNLESS SPECIFIED)		APPROVE BY FRANK	DATE 28/JUN/13	PART NO. FDB4405–M0WS3XXXXXA / ITEM NO. FDB4405
DESIGN UNITS Inch (metric)	X.±.012(0.30)	X.°±5°	CHECKED BY JACOB	DATE 28/JUN/13	TITLE D–SUB connector 44 Circuits 180° Vertical Male
	X.X±.008(0.20)	.X°±2°			
	X.XX±.006(0.15)	.XX°±1°	DRAWN BY CHERRY	DATE 28/JUN/13	
SCALE 5:1 / SIZE A4	X.XXX±.004(0.10)	.XXX°±0.5°			

TXGA Leader Of Industry

REV 0 | SHEET NO. 1/1

THIS DRAWING CONTAINS INFORMATION THAT IS PROPRIETARY TO TXGA INDUSTRIAL ELECTRONICS(S.Z)CO.,LTD AND SHOULD NOT BE USED WITHOUT WRITTEN PERMISSION

REV	LOCATIONS	DESCRIPTION	DATE	REVISER	APPD

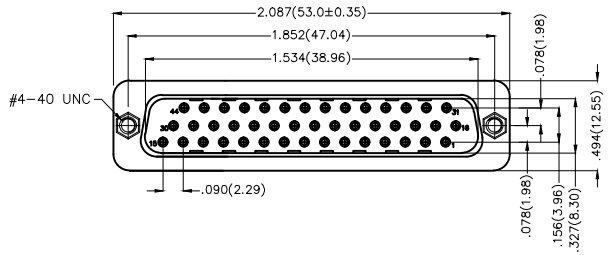

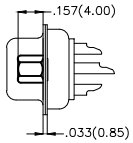

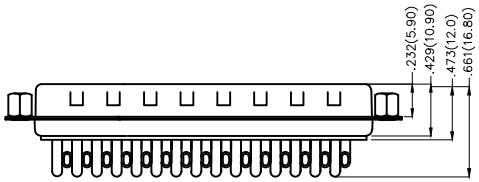

SPECIFICATIONS

Electrical
- Current Rating: 3A AC(rms)/DC
- Voltage Rating: 250V AC(rms)/DC
- Contact Resistance: 25 mΩ Max
- Insulation Resistance: 1000 MΩ Min
- Withstanding Voltage: 500V AC r.m.s
- Temperature Range–Operating: –55°C~+105°C

Material and plating
- Housing: PBT UL 94V–0
- Contact: Copper Alloy/ Selective gold in contact area, tin on tail
- Shell: SPCC/ Nickel Plated
- Screws: Copper Alloy/ Nickel Plated

Ordering Information

FDB	44	05	—	M0	W	S	3	XX	XX	X	B
1	2	3		4	5	6	7	8	9	10	11

1	Category	2	Circuits	3	Distinction No.	4	Type	5	Assembly Layout	6	Entry Angle
	FDB– D–SUB Connector		44–44 Circuits		05		M0–Male		W–Welding Type		S–180° Vertical

7	Plating	8	Thickness of Plating	9	Color–Resin	10	Packaging	11	Distinction Type
	3–Selective gold in contact area, tin on tail		00–Gold Flash 03–3μ" Custom Plate Available		K6–Black U1–Blue		K–Tray L–Tube		B–B Type

THIRD ANGLE PROJECTION	GENERAL TOLERANCES (UNLESS SPECIFIED)		APPROVE BY FRANK	DATE 28/JUN/13	PART NO. FDB4405–M0WS3XXXXXB	ITEM NO. FDB4405
DESIGN UNITS Inch (metric)	X.±.012(0.30)	X.°±5°	CHECKED BY JACOB	DATE 28/JUN/13	TITLE D–SUB connector 44 Circuits 180° Vertical Male	TXGA Leader Of Industry
	X.X±.008(0.20)	.X°±2°				REV 0 / SHEET NO. 1/1
SCALE 5:1 / SIZE A4	X.XX±.006(0.15)	.XX°±1°	DRAWN BY CHERRY	DATE 28/JUN/13		
	X.XXX±.004(0.10)	.XXX°±0.5°				

THIS DRAWING CONTAINS INFORMATION THAT IS PROPRIETARY TO TXGA INDUSTRIAL ELECTRONICS(S.Z)CO.,LTD AND SHOULD NOT BE USED WITHOUT WRITTEN PERMISSION

REV	LOCATIONS	DESCRIPTION	DATE	REVISER	APPD

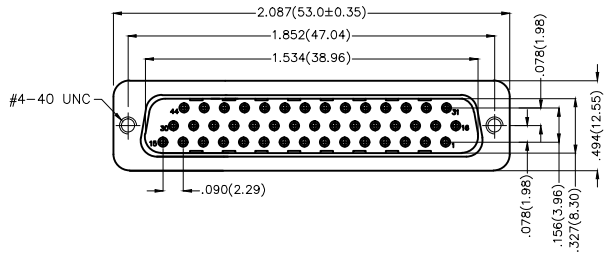

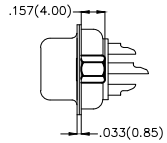

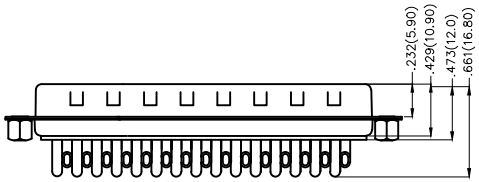

SPECIFICATIONS

Electrical
- Current Rating: 3A AC(rms)/DC
- Voltage Rating: 250V AC(rms)/DC
- Contact Resistance: 25 mΩ Max
- Insulation Resistance: 1000 MΩ Min
- Withstanding Voltage: 500V AC r.m.s
- Temperature Range-Operating: -55°C~+105°C

Material and plating
- Housing: PBT UL 94V-0
- Contact: Copper Alloy/ Selective gold in contact area, tin on tail
- Shell: SPCC/ Nickel Plated
- Screws: Copper Alloy/ Nickel Plated

Ordering Information

FDB	44	05	—	M0	W	S	3	XX	XX	X	C
1	2	3		4	5	6	7	8	9	10	11

	Category	Circuits	Distinction No.	Type	Assembly Layout	Entry Angle
	FDB- D-SUB Connector	44-44 Circuits	05	M0-Male	W-Welding Type	S-180° Vertical

	Plating	Thickness of Plating	Color-Resin	Packaging	Distinction Type
	3-Selective gold in contact area, tin on tail	00-Gold Flash 03-3μ" Custom Plate Available	K6-Black U1-Blue	K-Tray L-Tube	C-C Type

THIRD ANGLE PROJECTION	GENERAL TOLERANCES (UNLESS SPECIFIED)		APPROVE BY FRANK	DATE 28/JUN/13	PART NO. FDB4405-M0WS3XXXXXC / ITEM NO. FDB4405
DESIGN UNITS Inch (metric)	X.±.012(0.30)	X.°±5°	CHECKED BY JACOB	DATE 28/JUN/13	TITLE D-SUB connector 44 Circuits 180° Vertical Male
	X.X±.008(0.20)	.X°±2°			
SCALE 5:1 / SIZE A4	X.XX±.006(0.15)	.XX°±1°	DRAWN BY CHERRY	DATE 28/JUN/13	REV 0 / SHEET NO. 1/1
	X.XXX±.004(0.10)	.XXX°±0.5°			

TXGA Leader Of Industry

THIS DRAWING CONTAINS INFORMATION THAT IS PROPRIETARY TO TXGA INDUSTRIAL ELECTRONICS(S.Z)CO.,LTD AND SHOULD NOT BE USED WITHOUT WRITTEN PERMISSION

REV	LOCATIONS	DESCRIPTION	DATE	REVISER	APPD

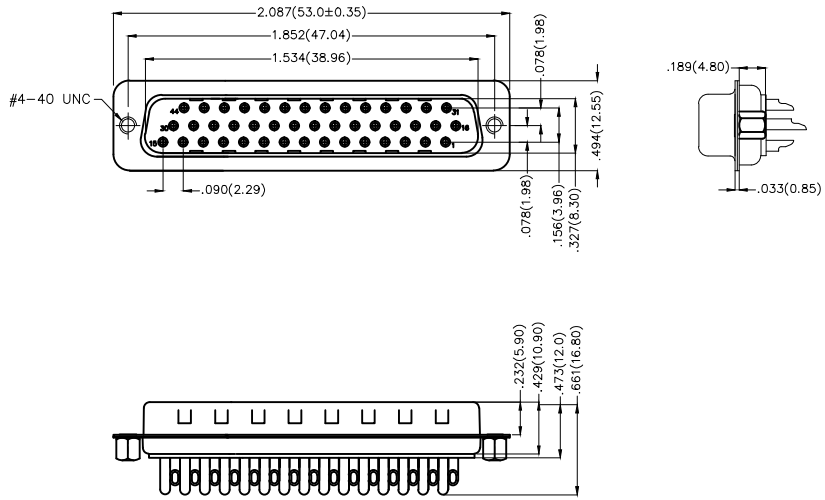

SPECIFICATIONS

Electrical
- Current Rating: 3A AC(rms)/DC
- Voltage Rating: 250V AC(rms)/DC
- Contact Resistance: 25 mΩ Max
- Insulation Resistance: 1000 MΩ Min
- Withstanding Voltage: 500V AC r.m.s
- Temperature Range–Operating: –55°C~+105°C

Material and plating
- Housing: PBT UL 94V–0
- Contact: Copper Alloy/ Selective gold in contact area, tin on tail
- Shell: SPCC/ Nickel Plated
- Screws: Copper Alloy/ Nickel Plated

Ordering Information

FDB	44	05	—	M0	W	S	3	XX	XX	X	D
1	2	3		4	5	6	7	8	9	10	11

1	Category	2	Circuits	3	Distinction No.	4	Type	5	Assembly Layout	6	Entry Angle
	FDB– D–SUB Connector		44–44 Circuits		05		M0–Male		W–Welding Type		S–180° Vertical

7	Plating	8	Thickness of Plating	9	Color–Resin	10	Packaging	11	Distinction Type
	3–Selective gold in contact area, tin on tail		00–Gold Flash 03–3μ" Custom Plate Available		K6–Black U1–Blue		K–Tray L–Tube		D–D Type

THIRD ANGLE PROJECTION	GENERAL TOLERANCES (UNLESS SPECIFIED)		APPROVE BY FRANK	DATE 28/JUN/13	PART NO. FDB4405–M0WS3XXXXXD	ITEM NO. FDB4405
DESIGN UNITS Inch (metric)	X.±.012(0.30)	X.°±5°	CHECKED BY JACOB	DATE 28/JUN/13	TITLE D–SUB connector 44 Circuits 180° Vertical Male	TXGA Leader Of Industry
	X.X±.008(0.20)	.X°±2°				REV 0 / SHEET NO. 1/1
SCALE 5:1 / SIZE A4	X.XX±.006(0.15)	.XX°±1°	DRAWN BY CHERRY	DATE 28/JUN/13		
	X.XXX±.004(0.10)	.XXX°±0.5°				

THIS DRAWING CONTAINS INFORMATION THAT IS PROPRIETARY TO TXGA INDUSTRIAL ELECTRONICS(S.Z)CO.,LTD AND SHOULD NOT BE USED WITHOUT WRITTEN PERMISSION

REV	LOCATIONS	DESCRIPTION	DATE	REVISER	APPD

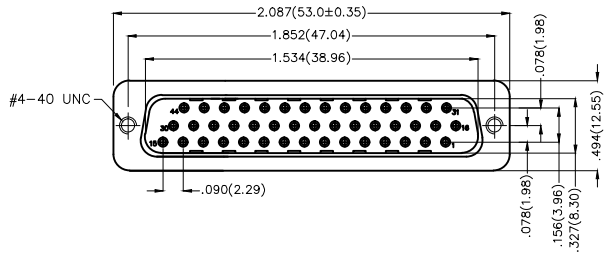

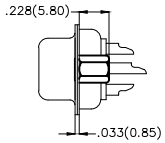

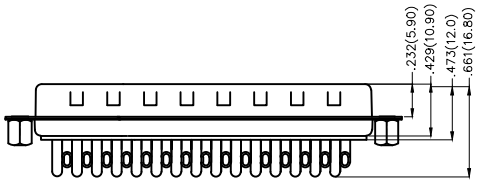

SPECIFICATIONS

Electrical
- Current Rating: 3A AC(rms)/DC
- Voltage Rating: 250V AC(rms)/DC
- Contact Resistance: 25 mΩ Max
- Insulation Resistance: 1000 MΩ Min
- Withstanding Voltage: 500V AC r.m.s
- Temperature Range-Operating: -55°C~+105°C

Material and plating
- Housing: PBT UL 94V-0
- Contact: Copper Alloy/ Selective gold in contact area, tin on tail
- Shell: SPCC/ Nickel Plated
- Screws: Copper Alloy/ Nickel Plated

Ordering Information

FDB	44	05	—	M0	W	S	3	XX	XX	X	E
1	2	3		4	5	6	7	8	9	10	11

	Category	Circuits	Distinction No.	Type	Assembly Layout	Entry Angle
	FDB- D-SUB Connector	44-44 Circuits	05	M0-Male	W-Welding Type	S-180° Vertical

	Plating	Thickness of Plating	Color-Resin	Packaging	Distinction Type
	3-Selective gold in contact area, tin on tail	00-Gold Flash 03-3μ" Custom Plate Available	K6-Black U1-Blue	K-Tray L-Tube	E-E Type

THIRD ANGLE PROJECTION	GENERAL TOLERANCES (UNLESS SPECIFIED)		APPROVE BY FRANK	DATE 28/JUN/13	PART NO. FDB4405-M0WS3XXXXXE / ITEM NO. FDB4405
DESIGN UNITS Inch (metric)	X.±.012(0.30)	X.°±5°	CHECKED BY JACOB	DATE 28/JUN/13	TITLE D-SUB connector 44 Circuits 180° Vertical Male
	X.X±.008(0.20)	.X°±2°			
	X.XX±.006(0.15)	.XX°±1°	DRAWN BY CHERRY	DATE 28/JUN/13	
SCALE 5:1 / SIZE A4	X.XXX±.004(0.10)	.XXX°±0.5°			

TXGA Leader Of Industry

REV 0 | SHEET NO. 1/1

THIS DRAWING CONTAINS INFORMATION THAT IS PROPRIETARY TO TXGA INDUSTRIAL ELECTRONICS(S.Z)CO.,LTD AND SHOULD NOT BE USED WITHOUT WRITTEN PERMISSION