REV	LOCATIONS	DESCRIPTION	DATE	REVISER	APPD

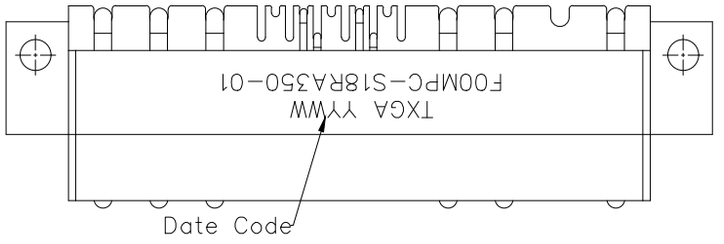

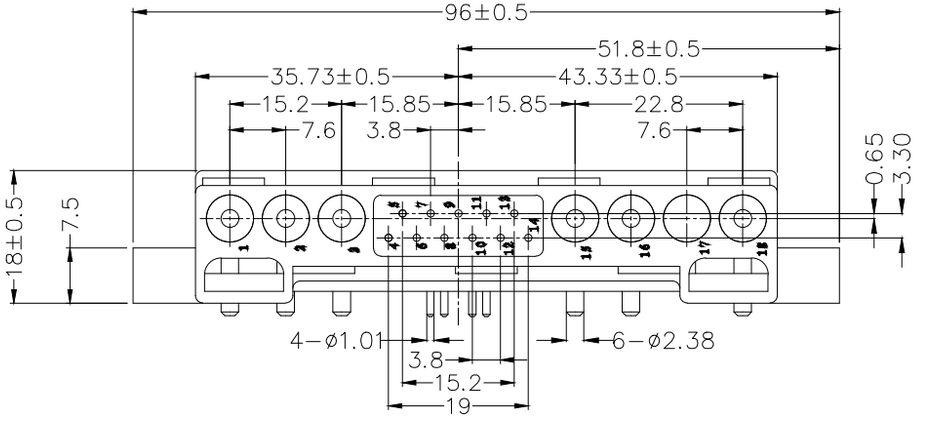

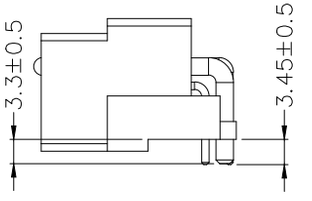

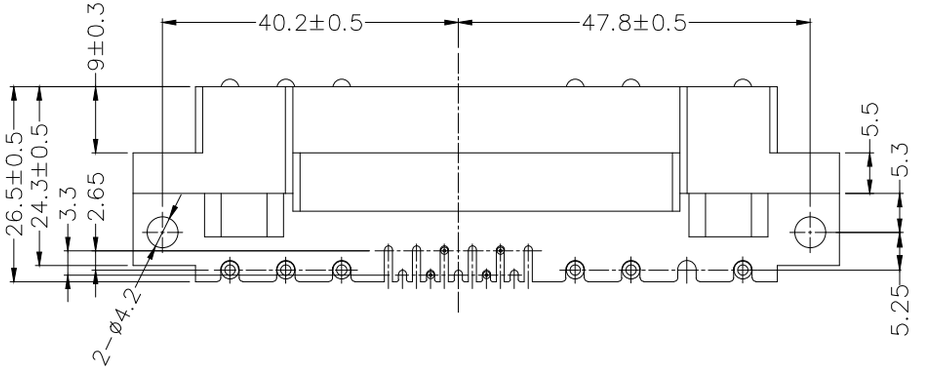

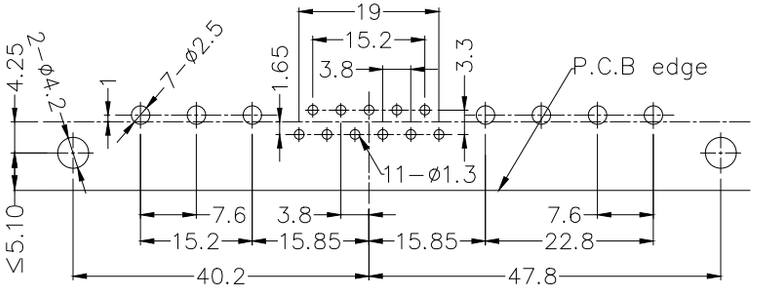

Recommended Panel Layout

SPECIFICATIONS

Electrical
- Current Rating: 35A(Power ends), 5A(Signal ends)
- Voltage Rating: 250V AC/DC(Power ends), 60V AC/DC(Signal ends)
- Contact Resistance: 1mΩ Max.(Power ends), 5mΩ Max.(Signal ends)
- Insulation Resistance: 1000 MΩ Min.
- Withstanding Voltage: 1500V AC(Power ends), 1000V AC(Signal ends)
- Pins 4,5,6,9,10,13,14,17 canceled
- Temperature Range-Operating: -55℃~+125℃

Mechanical
- Durability: 500 Cycles

Material and Plating
- Housing: PBT (UL 94V-0) ,Black
- Pawl spring: Beryllium Copper
- Contact Terminal:
  - (Power ends)Brass / 1.5 μm Silver Plated
  - (Signal ends)Brass / 0.08 μm Gold Plated

THIRD ANGLE PROJECTION	GENERAL TOLERANCES (UNLESS SPECIFIED)		APPROVE BY LEO	DATE 04/JUN/23	PART NO. F00MPC-S18RA350-01	ITEM NO. F00MPC	TXGA Building Technology Cornerstone
DESIGN UNITS mm	X. ±0.30	X.° ±5°	CHECKED BY GISELLE	DATE 04/JUN/23	TITLE Power Module Connector 7+11Circuits Socket 35A/5A		
	X.X ±0.20	X.X° ±2°				REV 0	SHEET NO. 1/1
SCALE 5:1	X.XX ±0.15	X.XX° ±1°	DRAWN BY PYD	DATE 04/JUN/23	THIS DRAWING CONTAINS INFORMATION THAT IS PROPRIETARY TO TXGA INDUSTRIAL ELECTRONICS(S.Z)CO.,LTD AND SHOULD NOT BE USED WITHOUT WRITTEN PERMISSION		
SIZE A4	X.XXX ±0.10	X.XXX° ±0.5°					