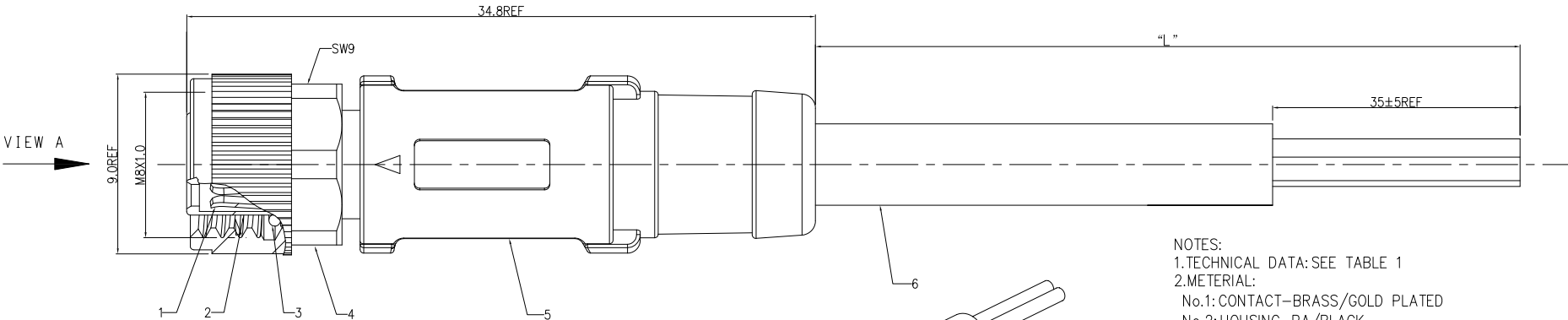


REV	LOCATIONS	DESCRIPTION	DATE	REVISER	APPD
0		New Release	24/APR		FRANK



- NOTES:
1. TECHNICAL DATA: SEE TABLE 1
 2. MATERIAL:
 - No.1: CONTACT-BRASS/GOLD PLATED
 - No.2: HOUSING-PA/BLACK
 - No.3: O-RING-RUBBER
 - No.4: COUPLING NUT-COPPER ALLOY
 - No.5: OVER-MOLDING-TPU(BLUE)
 - No.6: Cable-PUR(BLACK)
 3. RECOMMEND TORQUE 0.4Nm
 4. Cable CHARACTERISTIC: WIRES: 0.25mm² (24AWG)
 5. Cable Length Tolerance: 0m TO 1m: ±0.05m
1m TO 3m: ±0.1m
>3m: ±1.5%
 6. ALL PRODUCT MUST COMPLIANCE WITH ROHS AND REACH.

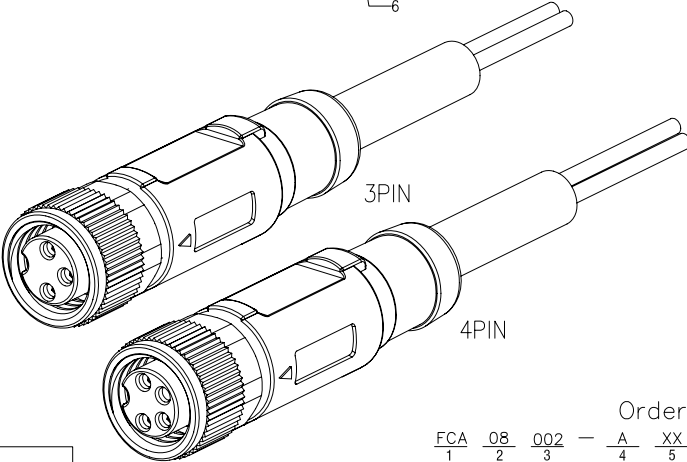
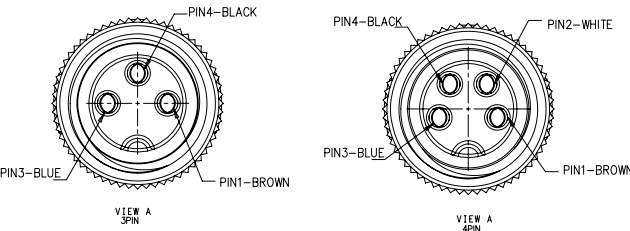


TABLE 1

Techniical Data	FCA08002-A03P2X1BKXXXX000	FCA08002-A04P2X1BKXXXX000
Rated Voltage	60V	60V
Rated Current		3A
Polletion Degree		3
Overvoltage Category		II
Material Group		II
Degree Of Protection		IP67

Ordering Information

1 Category FCA-Cable With Molding Header	2 Series Number 08-M8	3 Distinction No. 002	4 Coded A-A Coded	5 Circuits 03-3Circuits 04-4Circuits	6 Type P-Plug	7 Characteristics 1-With Spring 2-Without Spring
8 Contact Plating 1-Gold plated 2-Silver plated	9 Housing Angle 1-0° 2-45° 3-90° 4-135° 5-180°	10 Housing Color BK-Black	11 Cable Jacket 1-PVC 2-PUR	12 Cable Length xxx(See Table2)	13 Version Number 000,001...	

TABLE 2

CABLE LENGTH(XXX)	005	010	015	020	025	030	035	040	045	050	999
L(M)	0.5M	1M	1.5M	2M	2.5M	3M	3.5M	4M	4.5M	5M	99.9M

<p>THIRD ANGLE PROJECTION</p>	GENERAL TOLERANCES (UNLESS SPECIFIED)		APPROVE BY	DATE	PART NO.	ITEM NO.	<p>Leader Of Industry</p>	
	X.±.012(0.30)	X.±5'	FRANK	21/APR/20	FCA08002-AXXP2X1BKXXXX000	FCA08002		
	DESIGN UNITS Inch (metric)	X.X±.008(0.20)	.X'±2'	CHECKED BY	DATE	TITLE		
	SCALE	X.XX±.006(0.15)	.XX'±1'	CHERRY	21/APR/20	M8 CABLE STRAIGHT SINGLE END FEMALE SIDE UNSHIELDED		
SIZE	X.XXX±.004(0.10)	.XXX'±0.5'	DRAWN BY	DATE	THIS DRAWING CONTAINS INFORMATION THAT IS PROPRIETARY TO TXGA INDUSTRIAL ELECTRONICS(S.Z)CO.,LTD AND SHOULD NOT BE USED WITHOUT WRITTEN PERMISSION		REV 0	
2:1	A4		DANIEL	21/APR/20			SHEET NO. 1/1	