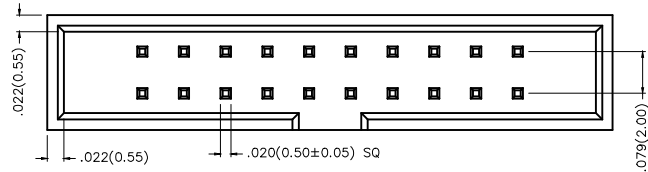
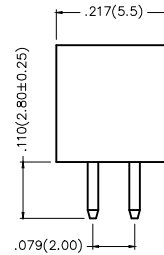
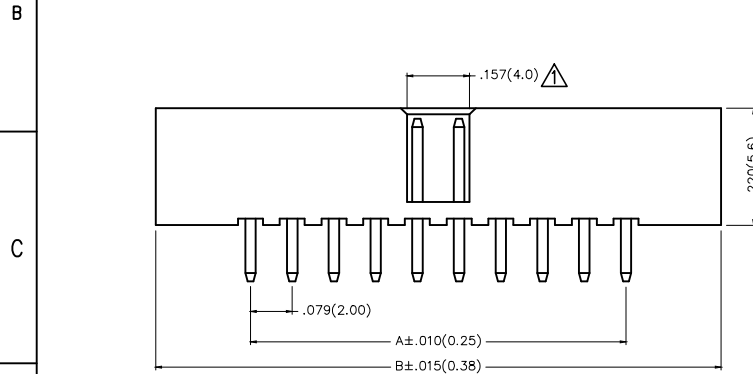


REV	LOCATIONS	DESCRIPTION	DATE	REVISER	APPD
1	△	Size changes	19/MAR/21	KATE	CHERRY



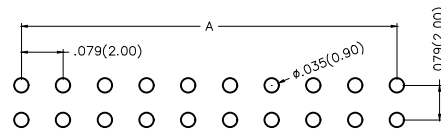
Electrical  
 Current Rating 2.0A AC(rms)/DC  
 Voltage Rating: 250V AC(rms)/DC  
 Contact Resistance: 20 mΩ Max  
 Insulation Resistance: 1000 MΩ MIN  
 Withstanding Voltage: 500V AC r.m.s  
 Temperature Range—Operating: -40°C~+105°C  
 Material and Plating  
 Housing: Polyester (UL94V-0)  
 Contact Pin: Brass  
 Plating: Gold Plated/Selective gold in contact area, tin on tail



### Ordering Information

FBH 200 01 — D XX S X XX X K6 K  
 1 2 3 4 5 6 7 8 9 10 11

1	Category FBH—Box Header	2	Series Number 200—Pitch 2.00mm	3	Distinction No. 01	4	Row Option D—Double Row	5	Circuits XX	6	Entry Angle S—180° Vertical
7	Plating 1—Gold Plated 3—Selective gold in contact area, tin on tail	8	Thickness of Plating 00—Gold Flash 05—5μ" Custom plate available	9	Material—Resin 4—PA6T 5—PA9T 1—PBT	10	Color—Resin K6—Black	11	Packaging K—Tray		



Recommended P.C.Board Layout

Circuits (n)	Part No.	Dimensions(in/mm)		Circuits (n)	Part No.	Dimensions(in/mm)	
		A	B △			A	B △
6	FBH20001-D06SXXXXK6K	.157(4.00)	.525(13.34)	24	FBH20001-D24SXXXXK6K	.866(22.00)	1.234(31.34)
8	FBH20001-D08SXXXXK6K	.236(6.00)	.604(15.34)	26	FBH20001-D26SXXXXK6K	.944(24.00)	1.313(33.34)
10	FBH20001-D10SXXXXK6K	.315(8.00)	.683(17.34)	30	FBH20001-D30SXXXXK6K	1.102(28.00)	1.470(37.34)
12	FBH20001-D12SXXXXK6K	.394(10.00)	.761(19.34)	34	FBH20001-D34SXXXXK6K	1.260(32.00)	1.628(41.34)
14	FBH20001-D14SXXXXK6K	.472(12.00)	.840(21.34)	40	FBH20001-D40SXXXXK6K	1.496(38.00)	1.864(47.34)
16	FBH20001-D16SXXXXK6K	.551(14.00)	.919(23.34)	44	FBH20001-D44SXXXXK6K	1.654(42.00)	2.021(51.34)
18	FBH20001-D18SXXXXK6K	.630(16.00)	.998(25.34)	50	FBH20001-D50SXXXXK6K	1.890(48.00)	2.257(57.34)
20	FBH20001-D20SXXXXK6K	.709(18.00)	1.076(27.34)	60	FBH20001-D60SXXXXK6K	2.283(58.00)	2.651(67.34)

 THIRD ANGLE PROJECTION	GENERAL TOLERANCES (UNLESS SPECIFIED)		APPROVE BY FRANK	DATE 19/JUL/13	PART NO. FBH20001-DXXSXXXXK6K	ITEM NO. FBH20001	 Leader Of Industry		
	DESIGN UNITS Inch (metric)	X.±.012(0.30)	X.±5'	CHECKED BY CHERRY	DATE 19/JUL/13	TITLE Wire to Board(Box Header) Pitch 2.00mm Vertical 180°(DIP)		REV 1	SHEET NO. 1/1
	SCALE 5:1	X.XX±.008(0.20)	.X'±2'	DRAWN BY JACOB	DATE 19/JUL/13	THIS DRAWING CONTAINS INFORMATION THAT IS PROPRIETARY TO TXGA INDUSTRIAL ELECTRONICS(S.Z)CO.,LTD AND SHOULD NOT BE USED WITHOUT WRITTEN PERMISSION			
	SIZE A4	X.XX±.006(0.15)	.XX'±1'						