

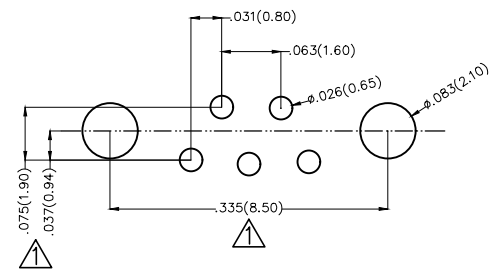
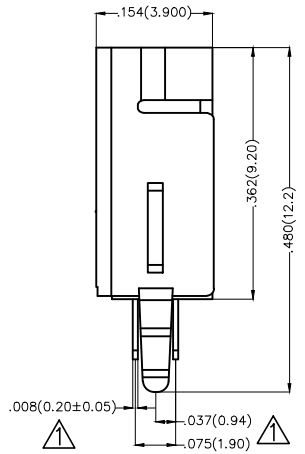
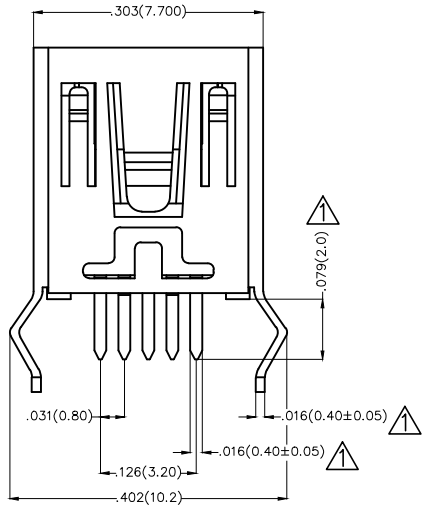
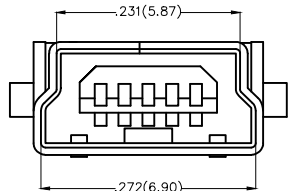
REV	LOCATIONS	DESCRIPTION	DATE	REVISER	APPD
1	▲	Add dimensions	20/DEC/18	KATE	ANDY

**Electrical**

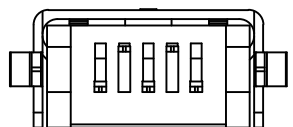
Current Rating: 1A AC(rms)/DC  
Voltage Rating: 30V AC(rms)/DC  
Contact Resistance: 20 mΩ Max  
Insulation Resistance: 1000 MΩ MIN  
Withstanding Voltage: 600V AC r.m.s  
Temperature Range—Operating: -40°C ~ +85°C

**Material and Plating**

Housing: LCP( UL 94V-0)  
Contact Pin: Phosphor Bronze  
Contact Pin plating: Gold in contact area, Tin on tail.  
Shell: Brass  
Shell plating: Nickel plated



Recommended P.C.Board Layout



 THIRD ANGLE PROJECTION	GENERAL TOLERANCES (UNLESS SPECIFIED)		APPROVE BY FRANK	DATE 17JUL/13	PART NO. FUS110-FDSK6K	ITEM NO. FUS110	 Leader Of Industry
	DESIGN UNITS Inch (metric)	X.±.012(0.30)	X.±5°	CHECKED BY CHERRY	DATE 17/JUL/13	TITLE Mini USB 5Circuits 180°Vertical Female(DIP)	
SCALE 5:1	SIZE A4	X.XX±.006(0.15)	.XX±1°	DRAWN BY JACOB	DATE 17/JUL/13	THIS DRAWING CONTAINS INFORMATION THAT IS PROPRIETARY TO TXGA INDUSTRIAL ELECTRONICS(S.Z)CO.,LTD AND SHOULD NOT BE USED WITHOUT WRITTEN PERMISSION	
		X.XXX±.004(0.10)	.XXX±0.5°			REV 1	SHEET NO. 1/1