Coded \ Pin No.	2PIN	3PIN	4PIN	5PIN	6PIN	7PIN	8PIN
A-Coded							
B-Coded							

REV	LOCATIONS	DESCRIPTION	DATE	REVISER	APPD
0		New Relase	27/June		FRANK

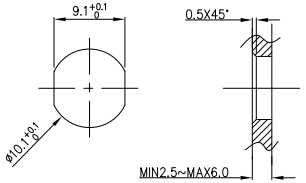

Recommended Panel Cut-Out

Note:
1. QC Important Dimension
2. Waterproof Rate: IP68
3. This product must meet IEC61076-2-104
4. This product must meet 2011/65/EU ROHS compliance.
5. Not note tolerances: ±0.20

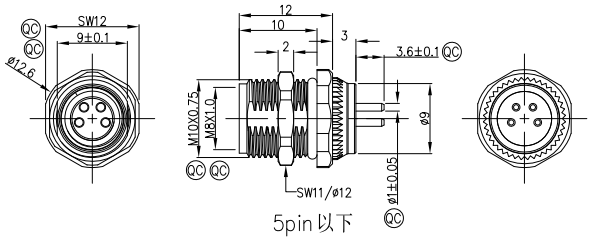

5pin 以下

6pin 8pin

PCB Layout

2PIN	3PIN	4PIN	5PIN
6PIN	7PIN	8PIN	
	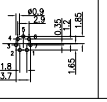		

Pin Assignments Front View	Rated Voltage	Rated impulse Voltage	Rated Currnt(40°C)	Contact resistance	Insulation resistance
	60V	1500V	4A	≤5mΩ	≥100MΩ
	60V	1500V	4A	≤5mΩ	≥100MΩ
	60V	1500V	4A	≤5mΩ	≥100MΩ
	60V	800V	4A	≤5mΩ	≥100MΩ
	30V	800V	1.5A	≤5mΩ	≥100MΩ
	30V	800V	1.5A	≤5mΩ	≥100MΩ
	30V	800V	1.5A	≤5mΩ	≥100MΩ

Connector locking system	Screw
Wiring type	Through Hole
Degree of protection	IP68(in mated condition)
Mechanical operation	> 100 mating cycles
Upper temperature	105°C
Lower temperature	−40°C
Pollution degree	3
Overvoltage categorie	II
Material group	II
Material of contact	CuZn (Messing/brass)
Contact plating	Au
Material of contact body	PA
Sealing	NBR
Material of housing	Brass nickel plated

Ordering Information

F002M8 – S X XX P S D 0 – 00
(1 – 2 3 4 5 6 7 8 – 9)

1 Series Name: F002M8-FM8
2 Category: S-Socket
3 Coded: A-A CODED; B-B CODED
4 Circuits: 02-2Circuits; 03-3Circuits; 04-4Circuits; 05-5Circuits; 06-6Circuits; 07-7Circuits; 08-8Circuits
5 Contact: P-Plug
6 Entry Angle: S-180° Vertical
7 Wiring type: D-Through Hole
8 Shield: 0-without shield
9 SN: 00

THIRD ANGLE PROJECTION	GENERAL TOLERANCES (UNLESS SPECIFIED)		APPROVE BY FRANK	DATE 27/June/23	PART NO. F002M8-SXXXPSD0-00 / ITEM NO. F002M8
DESIGN UNITS Inch (metric)	X.±.012(0.30)	X.°±5°	CHECKED BY CHERRY	DATE 27/June/23	TITLE M8X1.0 female socket 180°【THR】 front fastened M10X0.75 without shield
SCALE 2:1 / SIZE A4	X.X±.008(0.20)	.X°±2°	DRAWN BY DANIEL	DATE 27/June/23	REV 0 / SHEET NO. 1/1
	X.XX±.006(0.15)	.XX°±1°			
	X.XXX±.004(0.10)	.XXX°±0.5°			

TXGA Building Technology Cornerstone

THIS DRAWING CONTAINS INFORMATION THAT IS PROPRIETARY TO TXGA INDUSTRIAL ELECTRONICS(S.Z)CO.,LTD AND SHOULD NOT BE USED WITHOUT WRITTEN PERMISSION