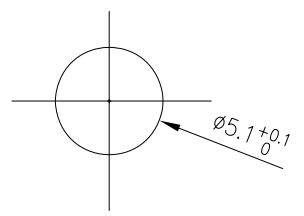


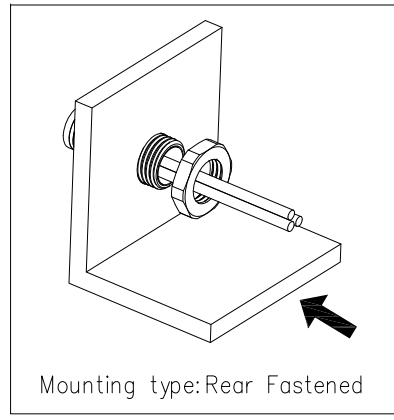
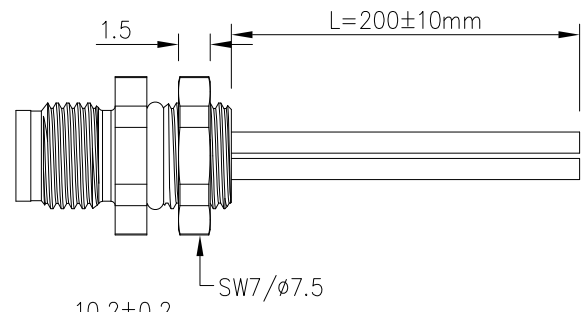
1	2	3
Coded	3WAY	4WAY
Part No.	F003M5-SA03PSW0-01	F003M5-SA04PSW0-01
A-Coded		



Recommended Panel Cut-Out

REV	LOCATIONS	DESCRIPTION	DATE	REVISER	APPD
0		New Release	15/July		FRANK
1	图示位置	修改尺寸	7/Dec		FRANK

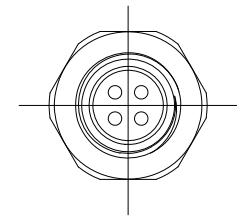
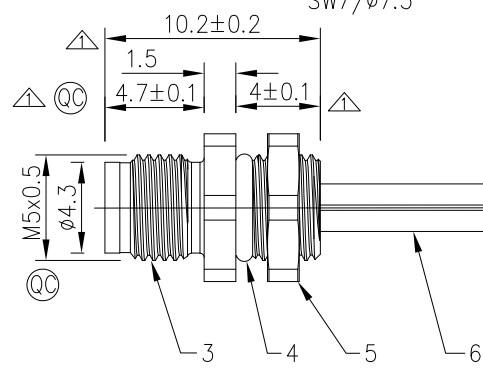
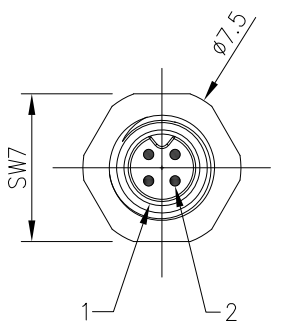
- Note:
- ① Important Dimension
 - Waterproof Rate: IP68
 - This product must meet IEC61076-2-105
 - This product must meet 2011/65/EU ROHS compliance.
 - Not note tolerances: ± 0.20



Mounting type: Rear Fastened

Speification

Connector locking system	M5x0.5 Screw
Wiring type	Crimp
Degree of protection	IP68
Mechanical operation	>100 Mating Cycles
Upper temperature	105°C
Lower temperature	-40°C
Pollution degree	3
Overvoltage categorie	II
Material group	I
Voltage Rating	60V
Current Rating	1A
Withstanding Voltage	800V
Contact Resistance	$\leq 3m\Omega$
Wire Range (mm)/AWG	0.14mm ² /26AWG



WIRING CHART

3pin	4pin
 1 brown 3 blue 4 black	 1 brown 2 white 3 blue 4 black

6	Lize	1061 26AWG
5	Nut	M5x0.5,
4	O-RING	NBR,BLACK
3	Shell	C3602,Nickel Plated
2	Terminal	Copper,Gold Plated 0.1μm
1	Housing	PA66,94V-0,BLACK
No.	Speification	Description

 THIRD ANGLE PROJECTION	GENERAL TOLERANCES (UNLESS SPECIFIED)		APPROVE BY	DATE	PART NO.	ITEM NO.	 Building Technology Cornerstone	
	X.± 0.30	X.±5'	FRANK	15/July/23				
	DESIGN UNITS metric		CHECKED BY	DATE	TITLE	REV 0		SHEET NO. 1/1
	X.X± 0.20	.X'±2'	CHERRY	15/July/23	M5x0.5 Rront fastened M5X0.5 Male Socket with lize,free end			
SCALE	SIZE	X.XX± 0.15	.XX'±1'	DRAWN BY	DATE	THIS DRAWING CONTAINS INFORMATION THAT IS PROPRIETARY TO TXGA INDUSTRIAL ELECTRONICS(S.Z)CO.,LTD AND SHOULD NOT BE USED WITHOUT WRITTEN PERMISSION		
5:1	A4	X.XXX± 0.10	.XXX±0.5'	MATT	15/July/23			