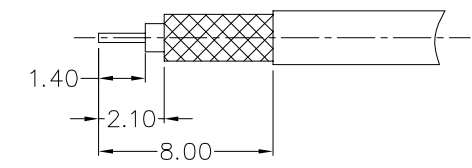
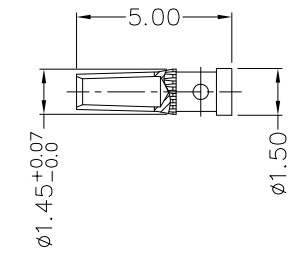
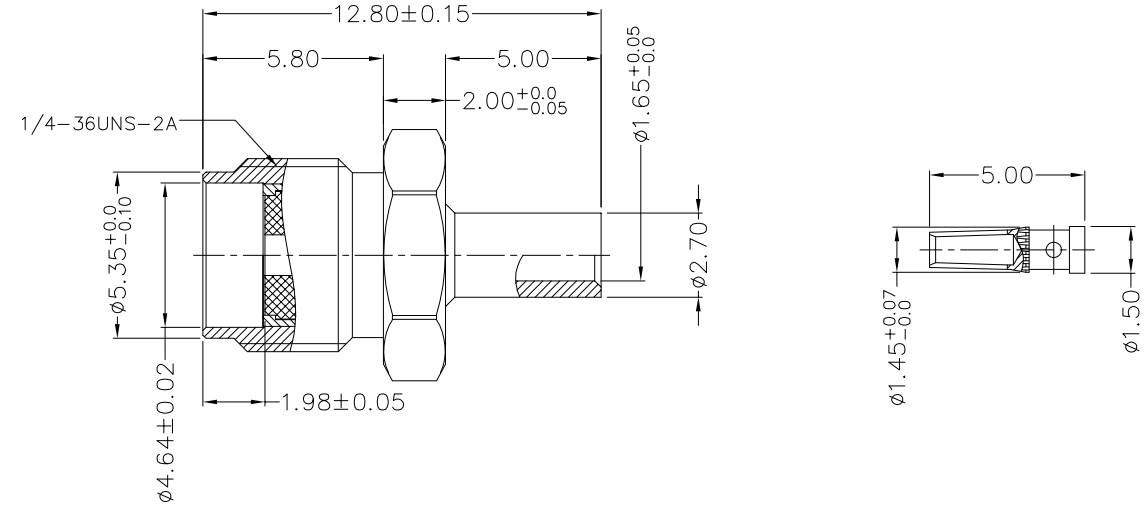
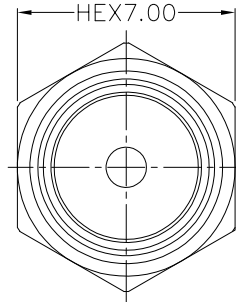


REV	LOCATIONS	DESCRIPTION	DATE	REVISER	APPD



Recommended cable stripping dimensions

SPECIFICATIONS

Technical Parameters

- Impedance: 50Ω
- Frequency range: 0~6 GHz
- Voltage rating: 335V Max. r.m.s at sea level
- Dielectric withstand voltage: 1000V Min. r.m.s at sea level
- VSWR: 1.35 Max
- Temperature Range-Operating: -55°C~+125°C

Mechanical

- Durability: 500 cycles

Material and Plating

- Body assembly: Brass, 0.1μm Gold plated
- Contact: Brass, 0.2μm Gold plated
- Insulator: PTFE (UL 94V-0), White

 THIRD ANGLE PROJECTION	GENERAL TOLERANCES (UNLESS SPECIFIED)		APPROVE BY	DATE	PART NO.	ITEM NO.	 Leader Of Industry
	X. ±0.30	X.' ±5'	FRANK	03/AUG/21	F00SMA-J50S0SSP-02	F00SMA	
DESIGN UNITS Metric	X.X ±0.20	X.X' ±2'	CHECKED BY	DATE	TITLE		REV 0
SCALE	SIZE	X.XX ±0.15	X.XX' ±1'	DRAWN BY	DATE	THIS DRAWING CONTAINS INFORMATION THAT IS PROPRIETARY TO TXGA INDUSTRIAL ELECTRONICS(S.Z)CO.,LTD AND SHOULD NOT BE USED WITHOUT WRITTEN PERMISSION	
1:1	A4	X.XXX ±0.10	X.XXX' ±0.5'	MATT	03/AUG/21	SHEET NO. 1/1	