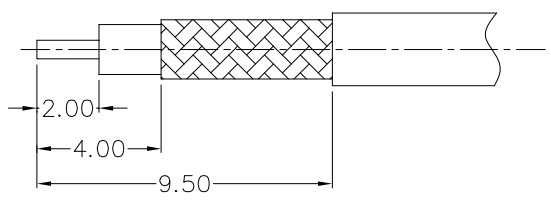
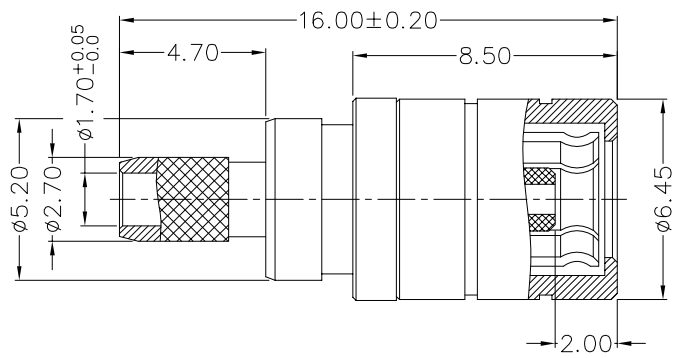
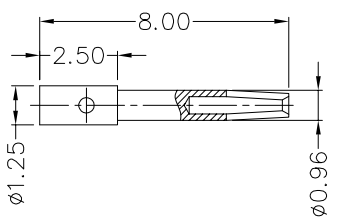
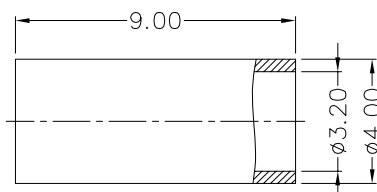


REV	LOCATIONS	DESCRIPTION	DATE	REVISER	APPD



Recommended cable stripping dimensions

**SPECIFICATIONS**

**Technical Parameters**

- Impedance: 50Ω
- Frequency range: 0~3 GHz
- Voltage rating: 335V Max. r.m.s at sea level
- Dielectric withstand voltage: 1000V Min. r.m.s at sea level
- VSWR: 1.45 Max
- Temperature Range—Operating: -55°C~+125°C

**Mechanical**

- Durability: 500 cycles

**Material and Plating**

- Body assembly: Brass, 0.1μm Gold plated
- Contact: Brass, 0.2μm Gold plated
- Insulator: PTFE (UL 94V-0), White
- Crimp tube: Brass, 0.1μm Gold plated

 THIRD ANGLE PROJECTION	GENERAL TOLERANCES (UNLESS SPECIFIED)		APPROVE BY FRANK	DATE 03/AUG/21	PART NO. F00SMB-P50S0S0P-01	ITEM NO. F00SMB	 Leader Of Industry
	X. ±0.30	X.' ±5°	CHECKED BY CHERRY	DATE 03/AUG/21	TITLE SMB Plug 180° Vertical For RG316 & 174 cable		
DESIGN UNITS Metric	X.X ±0.20	X.X' ±2°	DRAWN BY MATT	DATE 03/AUG/21	THIS DRAWING CONTAINS INFORMATION THAT IS PROPRIETARY TO TXGA INDUSTRIAL ELECTRONICS(S.Z)CO.,LTD AND SHOULD NOT BE USED WITHOUT WRITTEN PERMISSION		
SCALE 1:1	SIZE A4	X.XX ±0.15	X.XX' ±1°	X.XXX ±0.10	X.XXX' ±0.5°		