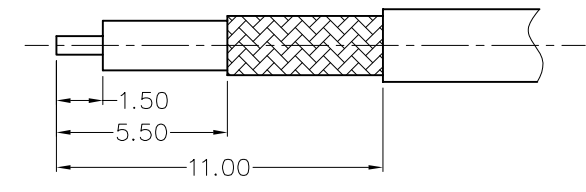
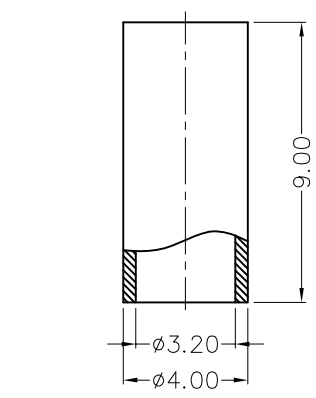
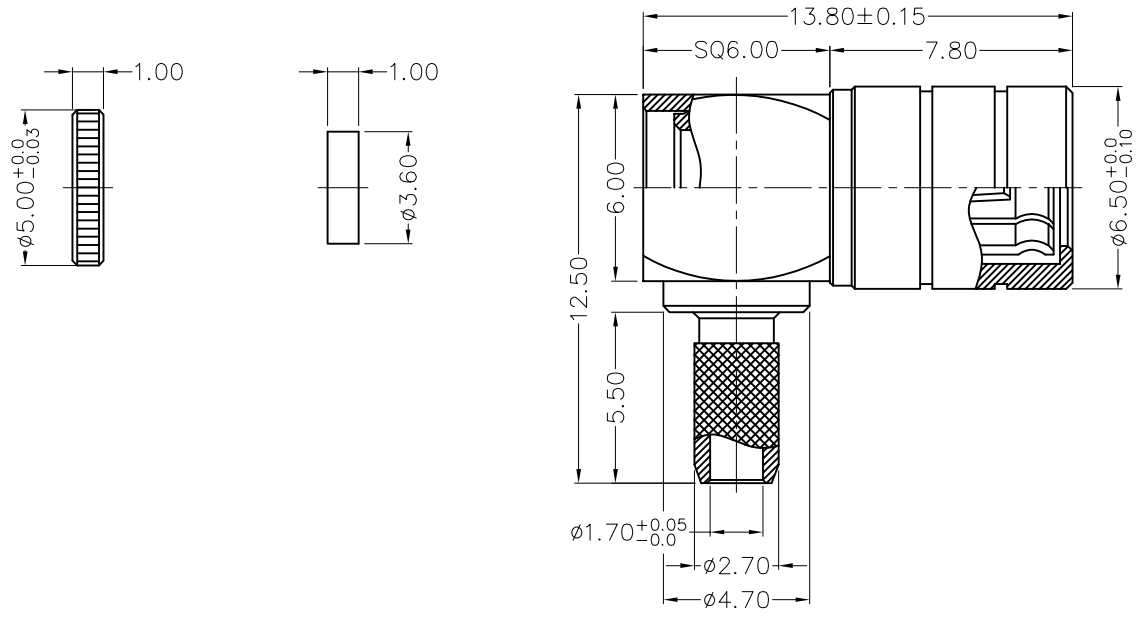


REV	LOCATIONS	DESCRIPTION	DATE	REVISER	APPD



Recommended cable stripping dimensions

SPECIFICATIONS

Technical Parameters

- Impedance: 75Ω
- Frequency range: 0~3 GHz
- Voltage rating: 335V Max. r.m.s at sea level
- Dielectric withstand voltage: 1000V Min. r.m.s at sea level
- VSWR: 1.45 Max
- Temperature Range—Operating: -55°C~+125°C

Mechanical

- Durability: 500 cycles

Material and Plating

- Body assembly: Brass, 0.1μm Gold plated
- Contact: Brass, 0.2μm Gold plated
- Insulator: PTFE (UL 94V-0), White
- Insulation Pad: PTFE (UL 94V-0), White
- Cover: Brass, 0.1μm Gold plated
- Crimp tube: Brass, 0.1μm Gold plated

 THIRD ANGLE PROJECTION	GENERAL TOLERANCES (UNLESS SPECIFIED)		APPROVE BY FRANK	DATE 03/AUG/21	PART NO. F00SMB-P75S0B0W-01	ITEM NO. F00SMB	 Leader Of Industry	
	DESIGN UNITS Metric	X. ±0.30 X.X ±0.20 X.XX ±0.15 X.XXX ±0.10	X.' ±5' X.X' ±2' X.XX' ±1' X.XXX' ±0.5'	CHECKED BY CHERRY	DATE 03/AUG/21	TITLE SMB Plug 90° Angle For RG179 cable		
SCALE 1:1	SIZE A4	DRAWN BY MATT		DATE 03/AUG/21	THIS DRAWING CONTAINS INFORMATION THAT IS PROPRIETARY TO TXGA INDUSTRIAL ELECTRONICS(S.Z)CO.,LTD AND SHOULD NOT BE USED WITHOUT WRITTEN PERMISSION		REV 0	SHEET NO. 1/1