

1 2 3 4 5 6 7 8

REV	LOCATIONS	DESCRIPTION	DATE	REVISER	APPD
1		Dimensions change	24/JUN/22	KATE	CHERRY
2		Correct the structure	02/DEC/24	MATT	LEO

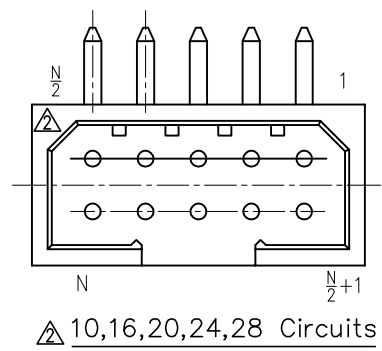
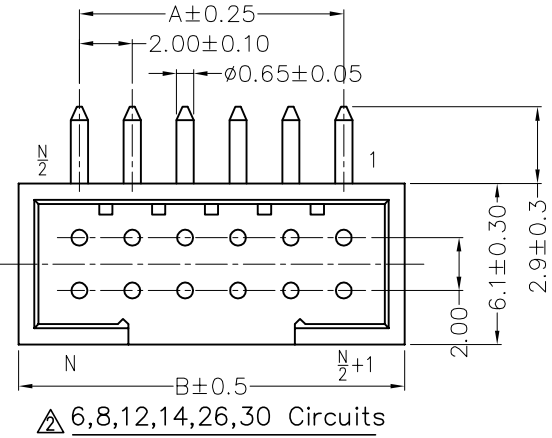
SPECIFICATIONS

Electrical
 Current Rating: 1.0A
 Voltage Rating: 300V AC(rms)
 Contact Resistance: 12.5 mΩ Max.
 Insulation Resistance: 5000 MΩ Min.
 Withstanding Voltage: 1000V AC r.m.s
 Temperature Range—Operating: -65°C~+125°C

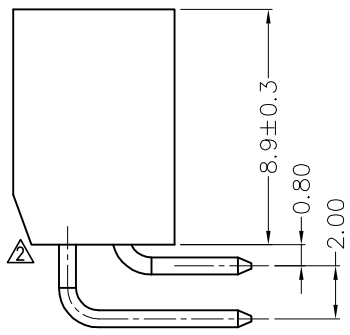
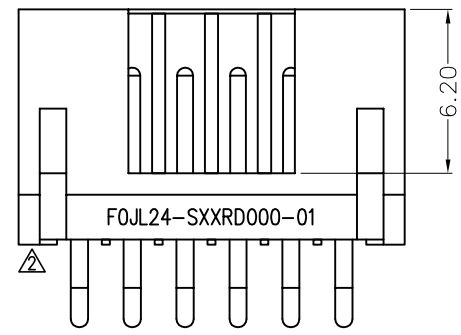
Mechanical
 Durability: 500 Cycles
 Vibration: Frequency 10Hz~2000Hz, Acceleration 147m/s², Discontinuity 1μs Max.
 Shock: Peak acceleration 980m/s², Discontinuity 1μs Max.

Material and Plating
 Housing: Thermoplastic (UL 94V-0) ,Green
 Terminal: Brass/ Gold Plated

A



B



C

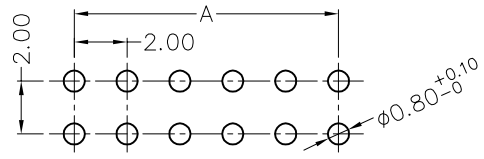
D

Ordering Information

FOJL24 — S XX R D 000 — 01
 1 2 3 4 5

1 | Category | 2 | Type | 3 | Circuits | 4 | Entry Angle | 5 | Wiring Type
 FOJL24-JL24 | S-Socket | XX | R-90° Angle | D-Through Hole

E



Recommended P.C.Board Layout
 General tolerances: ±0.05

F

Circuits (n)	Part No.	Dimensions		Circuits (n)	Part No.	Dimensions	
		A	B			A	B
6	FOJL24-S06RD000-01	4.00	8.60	20	FOJL24-S20RD000-01	18.00	22.60
8	FOJL24-S08RD000-01	6.00	10.60	22	FOJL24-S22RD000-01	20.00	24.60
10	FOJL24-S10RD000-01	8.00	12.60	24	FOJL24-S24RD000-01	22.00	26.60
12	FOJL24-S12RD000-01	10.00	14.60	26	FOJL24-S26RD000-01	24.00	28.60
14	FOJL24-S14RD000-01	12.00	16.60	28	FOJL24-S28RD000-01	26.00	30.60
16	FOJL24-S16RD000-01	14.00	18.60	30	FOJL24-S30RD000-01	28.00	32.60
18	FOJL24-S18RD000-01	16.00	20.60				

 THIRD ANGLE PROJECTION	GENERAL TOLERANCES (UNLESS SPECIFIED)		APPROVE BY	DATE	PART NO.	ITEM NO.	 Building Technology Cornerstone
	X. ±0.30	X.* ±5°	FRANK	23/JUL/21	FOJL24-SXXRD000-01	FOJL24	
	DESIGN UNITS Metric		CHECKED BY	DATE	TITLE		
SCALE	SIZE	X.X ±0.20	X.X* ±2°	CHERRY	23/JUL/21	JL24 Series Connector Pitch 2mm 90° Angle	
1:1	A4	X.XX ±0.15	X.XX* ±1°	DRAWN BY	DATE	REV 2	SHEET NO. 1/1
		X.XXX ±0.10	X.XXX* ±0.5°	KATE	23/JUL/21	THIS DRAWING CONTAINS INFORMATION THAT IS PROPRIETARY TO TXGA INDUSTRIAL ELECTRONICS(S.Z)CO.,LTD AND SHOULD NOT BE USED WITHOUT WRITTEN PERMISSION	

1 2 3 4 5 6 7 8