

1 2 3 4 5 6 7 8

REV	LOCATIONS	DESCRIPTION	DATE	REVISER	APPD

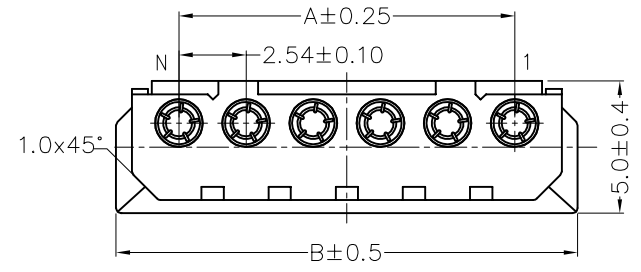
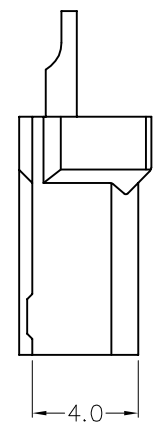
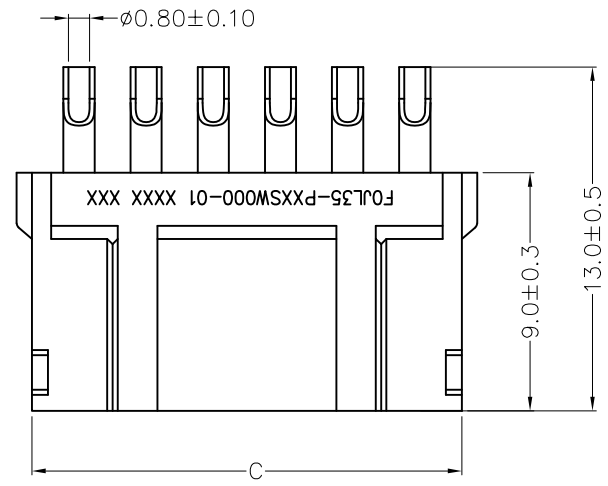
SPECIFICATIONS

Electrical

- Current Rating: 3.0A
- Voltage Rating: 300V AC(rms)
- Contact Resistance: 10 mΩ Max.
- Insulation Resistance: 5000 MΩ Min.
- Withstanding Voltage: 1000V AC r.m.s
- Temperature Range-Operating: -65°C~+125°C

Mechanical

- Durability: 500 Cycles
- Vibration: Frequency 10Hz~2000Hz, Acceleration 147m/s², Discontinuity 1μs Max.
- Shock: Peak acceleration 980m/s², Discontinuity 1μs Max.
- Material and Plating
- Housing: Thermoplastic (UL 94V-0) ,White
- Terminal: Brass/ Gold Plated



Ordering Information

FOJL35 — P XX S W 000 — 01
 1 2 3 4 5

1 | Category | 2 | Type | 3 | Circuits | 4 | Entry Angle | 5 | Wiring Type
 FOJL35-JL35 | P-Plug | XX | S-180° Vertical | W-Soldering

Circuits (n)	Part No.	Dimensions			Circuits (n)	Part No.	Dimensions		
		A	B	C			A	B	C
2	FOJL35-P02SW000-01	2.54	7.30	6.10	8	FOJL35-P08SW000-01	17.78	22.54	21.34
4	FOJL35-P04SW000-01	7.62	12.38	11.18	10	FOJL35-P10SW000-01	22.86	27.62	26.42
6	FOJL35-P06SW000-01	12.70	17.46	16.26	12	FOJL35-P12SW000-01	27.94	32.70	31.50

<p>THIRD ANGLE PROJECTION</p>	<p>GENERAL TOLERANCES (UNLESS SPECIFIED)</p>		<p>APPROVE BY FRANK</p>	<p>DATE 26/JUL/21</p>	<p>PART NO. FOJL35-PXXSW000-01</p>	<p>ITEM NO. FOJL35</p>	<p>Building Technology Cornerstone</p>	
	<p>DESIGN UNITS Metric</p>	<p>X. ±0.30</p>	<p>X.* ±5°</p>	<p>CHECKED BY CHERRY</p>	<p>DATE 26/JUL/21</p>	<p>TITLE JL35 Series Connector Pitch 2.54mm 180° Vertical</p>		<p>REV 0</p>
<p>SCALE 1:1</p>	<p>SIZE A4</p>	<p>X.XX ±0.15</p>	<p>X.XX* ±1°</p>	<p>DRAWN BY MATT</p>	<p>DATE 26/JUL/21</p>	<p>THIS DRAWING CONTAINS INFORMATION THAT IS PROPRIETARY TO TXGA INDUSTRIAL ELECTRONICS(S.Z)CO.,LTD AND SHOULD NOT BE USED WITHOUT WRITTEN PERMISSION</p>		

1 2 3 4 5 6 7 8