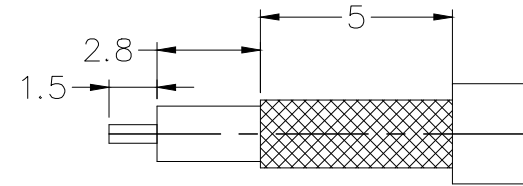
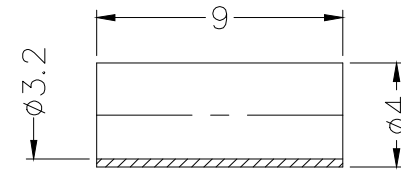
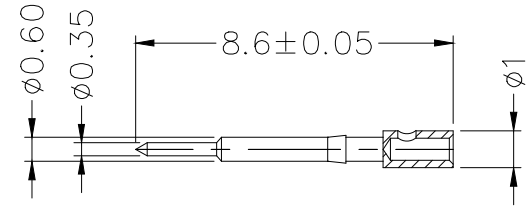
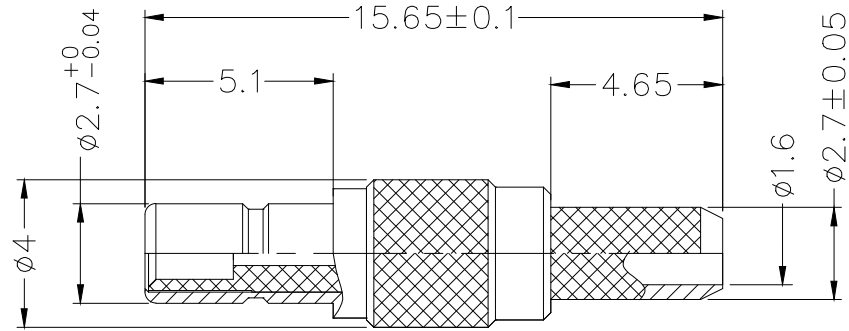


REV	LOCATIONS	DESCRIPTION	DATE	REVISER	APPD



Recommended cable stripping dimension

SPECIFICATION

Technical Parameters

- Temperature range: -40~+125°C;
- Characteristic impedance: 50Ω;
- Frequency range: DC~3GHz;
- Voltage Rating: 250V rms;
- Dielectric withstanding voltage: 750V rms;
- Insulation resistance: ≥1000MΩ;
- VSWR: ≤1.2(DC~3GHz)
- Inner Conductor Contact Resistance: 5mΩ MAX;
- Outer Conductor Contact Resistance: 2.5mΩ MAX;

Mechanical

Durability: 500 cycles

Material and Plating

- Insulators: PTFE(UL 94V-0), White
- Contact: Brass, 1μ" Gold plated
- Body: Brass, 1μ" Gold plated
- Crimp tube: Brass, Ni plated

<p>THIRD ANGLE PROJECTION</p>	GENERAL TOLERANCES (UNLESS SPECIFIED)		APPROVE BY	DATE	PART NO.	ITEM NO.	<p>Building Technology Cornerstone</p>
	X. ±0.30	X.' ±5°	CHECKED BY	DATE	FOSSMB-J50POS0P-01	FOSSMB	
	X.X ±0.20	X.X' ±2°	GISELLE	04/JAN/22	TITLE		
	X.XX ±0.15	X.XX' ±1°	DRAWN BY	DATE	SSMB Jack 180° Vertical For RG316&.174 cable		
SCALE	SIZE	X.XXX ±0.10	X.XXX' ±0.5°	PYD	04/JAN/22	THIS DRAWING CONTAINS INFORMATION THAT IS PROPRIETARY TO TXGA INDUSTRIAL ELECTRONICS(S.Z)CO.,LTD AND SHOULD NOT BE USED WITHOUT WRITTEN PERMISSION	
5:1	A4					REV 0	SHEET NO. 1/1