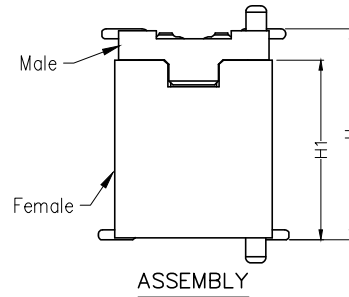
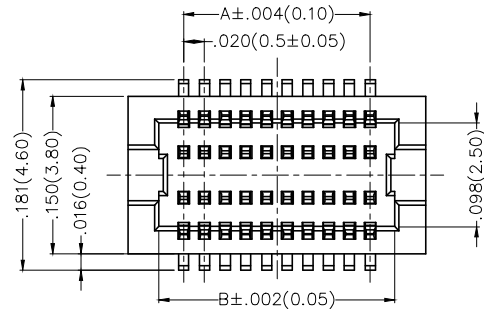
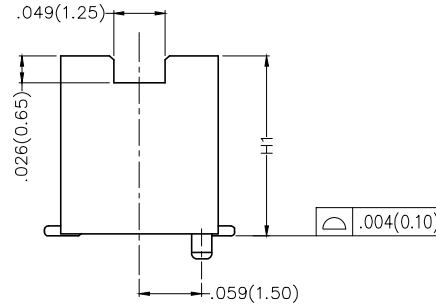
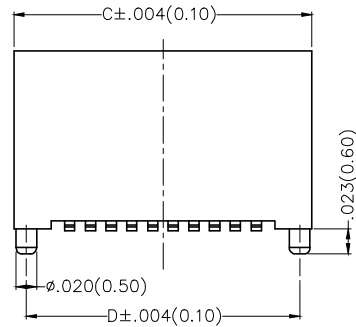


1 2 3 4 5 6 7 8

REV	LOCATIONS	DESCRIPTION	DATE	REVISER	APPD
1	△	Add packaging specifications	31/AUG/20	KATE	CHERRY
2	△	The manufacturer confirms that the temperature can reach - 40 °	30/MAR/22	IRENE	CHERRY
3	△	Increase selection	23/Dec/24	NICK	LEO



ASSEMBLY



SPECIFICATIONS

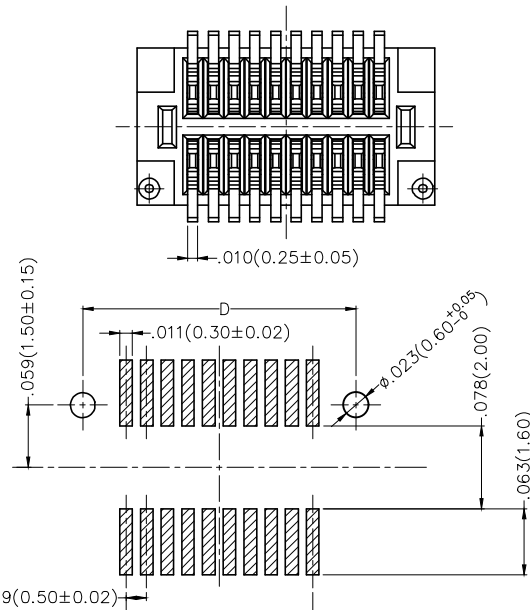
Electrical

Current Rating: 0.5A AC(rms)/DC
 Voltage Rating: 50V AC(rms)/DC
 Contact Resistance: 50 mΩ Max.
 Insulation Resistance: 100 MΩ Min.
 Withstanding Voltage: 200V AC r.m.s
 Temperature Range—Operating: -40°C~+85°C

Material and Plating

Housing: LCP (UL 94V-0) Natural
 Contacts: Phosphor Bronze/ Gold plated

Dimensions(in/mm)			
Height H	Female H1	Male H2	Male H3
.118(3.00)	.093(2.35)	.087(2.20)	.057(1.45)
.197(5.00)	.171(4.35)	.108(2.75)	.079(2.00)



Recommended P.C.Board Layout
 General Tolerances: ±.002(0.05)

Ordering Information

FBB 050 08 — F XX S 1 XX 3 W5 M HXX
 1 2 3 4 5 6 7 8 9 10 11 12

1 Category FBB—Board to Board	2 Series Number 050—Pitch0.50mm	3 Distinction No. 08	4 Type F—Female	5 Circuits XX	6 Entry Angle S—180° Vertical
7 Plating 1—Gold Plated	8 Thickness of Plating 01—1μ" 03—3μ" Custom plate available	9 Material—Resin 3—LCP	10 Color—Resin W5—Natural	11 Packaging M—Reel	12 Female height H24—H1=2.35mm H44—H1=4.35mm

THIRD ANGLE PROJECTION	GENERAL TOLERANCES (UNLESS SPECIFIED)		APPROVE BY FRANK	DATE 14/AUG/19	PART NO. FBB05008—FXXS1XX3W5MHXX	ITEM NO. FBB05008	 Leader Of Industry
	DESIGN UNITS Inch (metric)	X.±.012(0.30) X.X±.008(0.20) X.XX±.006(0.15) X.XXX±.004(0.10)	X'±5' .X'±2' .XX'±1" .XXX'±0.5"	CHECKED BY CHERRY	DATE 14/AUG/19	TITLE Board to Board Pitch 0.5mm 180° Vertical (SMT)	
SCALE 5:1	SIZE A4		DRAWN BY Aubrey	DATE 14/AUG/19	THIS DRAWING CONTAINS INFORMATION THAT IS PROPRIETARY TO TXGA INDUSTRIAL ELECTRONICS(S.Z)CO.,LTD AND SHOULD NOT BE USED WITHOUT WRITTEN PERMISSION		REV 3 SHEET NO. 1/3

1 2 3 4 5 6 7 8

1 2 3 4 5 6 7 8

REV	LOCATIONS	DESCRIPTION	DATE	REVISER	APPD
3	△	Increase selection	23/Dec/24	NICK	LEO

A

B



C

D

E

F

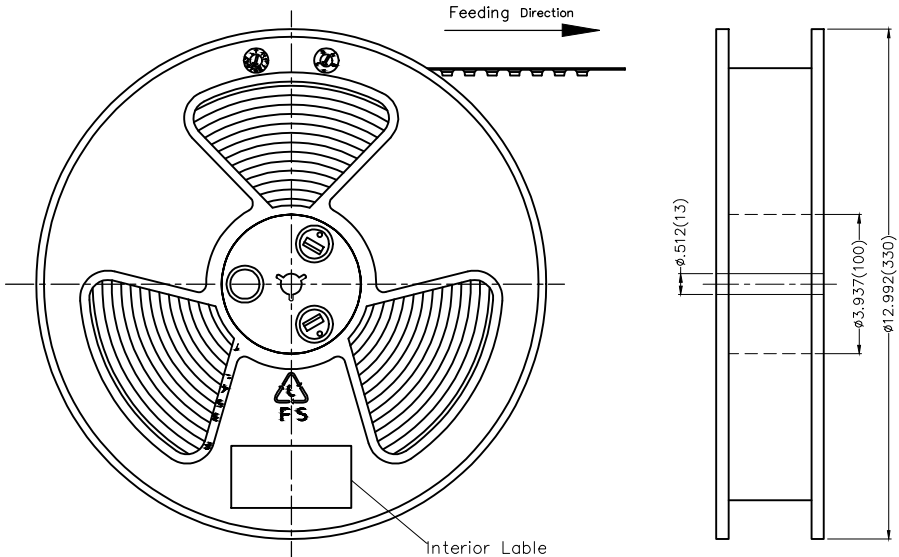
Circuits (n)	Part No.	Dimensions(in/mm)			
		A	B	C	D
14	FBB05008-F14S1XX3W5MHXX	.118(3.00)	.165(4.20)	.224(5.70)	.201(5.10)
20	FBB05008-F20S1XX3W5MHXX	.177(4.50)	.224(5.70)	.283(7.20)	.260(6.60)
30	FBB05008-F30S1XX3W5MHXX	.276(7.00)	.323(8.20)	.382(9.70)	.358(9.10)
40	FBB05008-F40S1XX3W5MHXX	.374(9.50)	.421(10.70)	.480(12.20)	.457(11.60)
50	FBB05008-F50S1XX3W5MHXX	.472(12.00)	.520(13.20)	.579(14.70)	.555(14.10)
△ 60	FBB05008-F60S1XX3W5MHXX	.571(14.50)	.618(15.70)	.677(17.20)	.654(16.60)
80	FBB05008-F80S1XX3W5MHXX	.768(19.50)	.815(20.70)	.874(22.20)	.850(21.60)

 THIRD ANGLE PROJECTION	GENERAL TOLERANCES (UNLESS SPECIFIED)		APPROVE BY FRANK	DATE 14/AUG/19	PART NO. FBB05008-FXXS1XX3W5MHXX	ITEM NO. FBB05008	 Leader Of Industry	
	DESIGN UNITS Inch (metric)	X.X±.012(0.30) X.X±.008(0.20) X.XX±.006(0.15) X.XXX±.004(0.10)	X'±5" X'±2" .XX'±1" .XXX'±0.5"	CHECKED BY CHERRY	DATE 14/AUG/19	TITLE Board to Board Pitch 0.5mm 180° Vertical (SMT)		REV 3
SCALE 5:1	SIZE A4	DRAWN BY Aubrey		DATE 14/AUG/19	THIS DRAWING CONTAINS INFORMATION THAT IS PROPRIETARY TO TXGA INDUSTRIAL ELECTRONICS(S.Z)CO.,LTD AND SHOULD NOT BE USED WITHOUT WRITTEN PERMISSION			

1 2 3 4 5 6 7 8

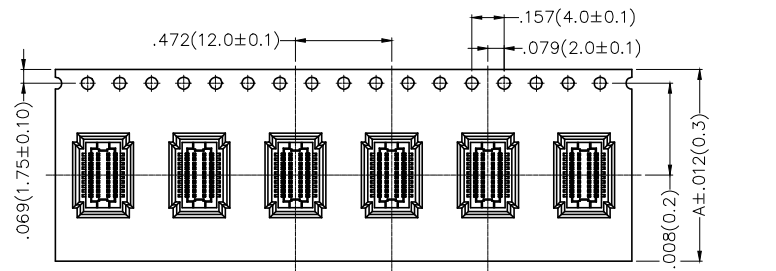
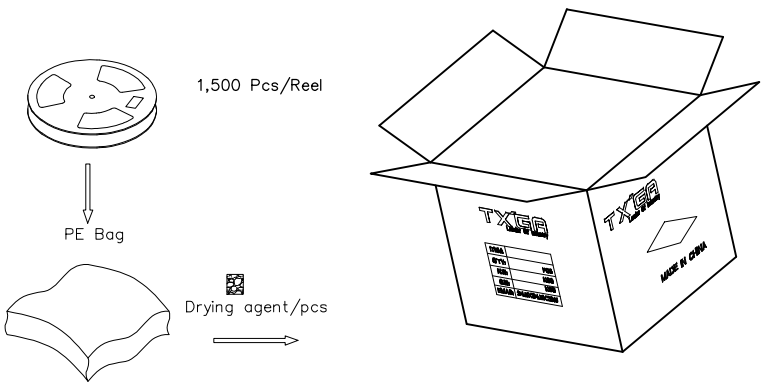
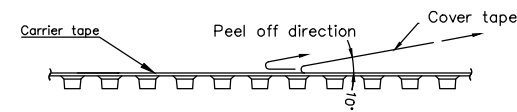
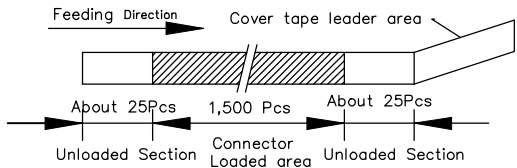
REV	LOCATIONS	DESCRIPTION	DATE	REVISER	APPD
3	△	Increase selection	23/Dec/24	NICK	LEO

A
B
C
D
E
F



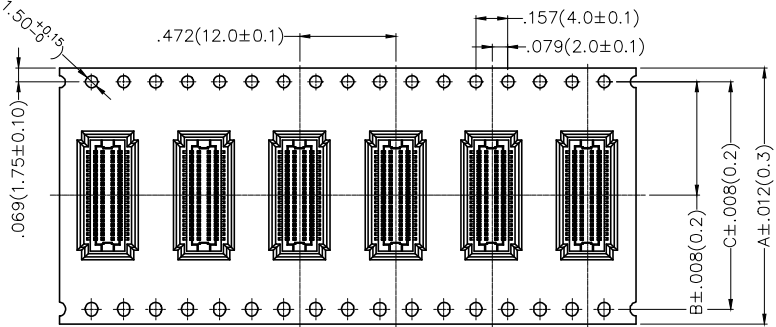
- Note:
- 10 sprocket hole cumulative tolerance ± 0.2
 - Carrier camber is within 1.0mm in 100mm
 - Material: Black Conductive polystyrene Alloy 100% recyclable
 - All dimensions meet EIA-481-B requirements
 - Peel off force of cover tape&carrier tape: 20g~130g(0.2N~1.3N)
 - Component load per 13" reel: 1,500 pcs

Circuits (n)	Dimensions(in/mm)		
	A	B	C
8~48	.945(24.0)	.453(11.50)	-
50~78	1.260(32.0)	.561(14.25)	1.122(28.50)
80~100	1.732(44.0)	.797(20.25)	1.594(40.50)



Circuits: 8-48

Feeding Direction →



Circuits: 50-80

Feeding Direction →

 THIRD ANGLE PROJECTION	GENERAL TOLERANCES (UNLESS SPECIFIED)		APPROVE BY FRANK	DATE 14/AUG/19	PART NO. FBB05008-FXXS1XX3W5MHXX	ITEM NO. FBB05008	 Leader Of Industry
	X.±.012(0.30)	X.±5'	CHECKED BY CHERRY	DATE 14/AUG/19	TITLE Board to Board Pitch 0.5mm 180° Vertical (SMT)		
DESIGN UNITS Inch (metric)	X.X±.008(0.20)	.X'±2'	DRAWN BY Aubrey	DATE 14/AUG/19	THIS DRAWING CONTAINS INFORMATION THAT IS PROPRIETARY TO TXGA INDUSTRIAL ELECTRONICS(S.Z)CO.,LTD AND SHOULD NOT BE USED WITHOUT WRITTEN PERMISSION		
SCALE 5:1	SIZE A4	X.XX±.006(0.15)					
		X.XXX±.004(0.10)					