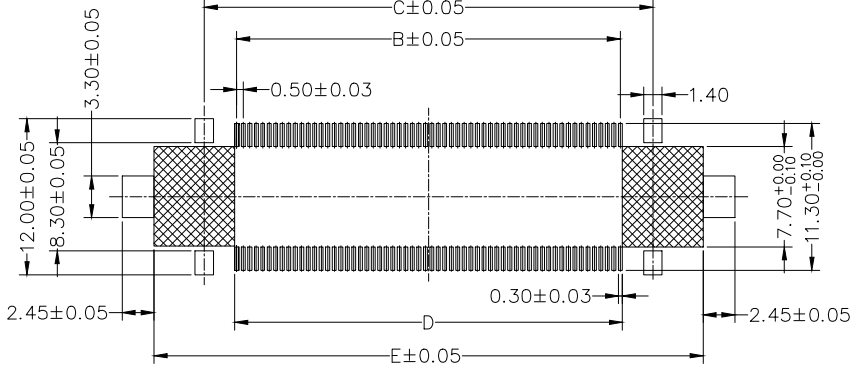
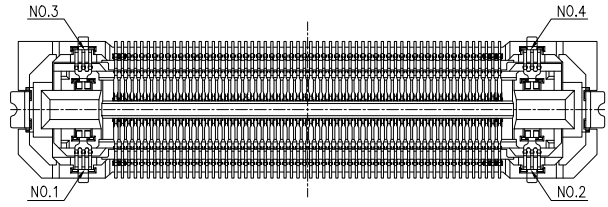
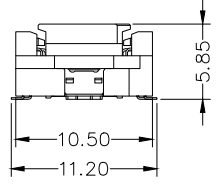
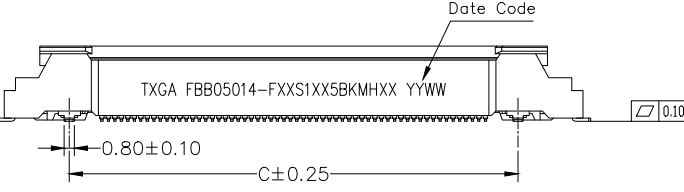
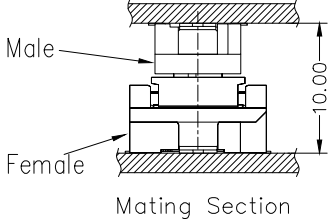
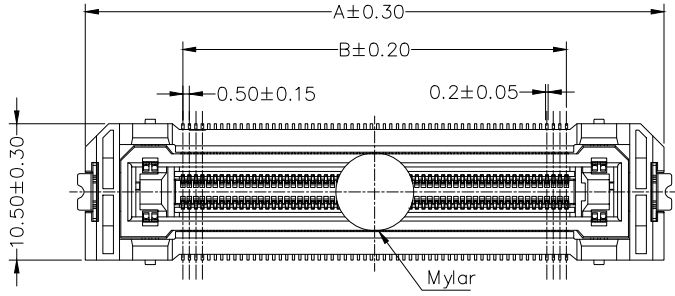


REV	LOCATIONS	DESCRIPTION	DATE	REVISER	APPD



Recommended P.C.Board Layout
General tolerances:±0.05

SPECIFICATION

Electrical
 Current Rating: 0.5A AC(rms)/DC (Signal Contact)
 3A AC(rms)/DC (Power Contact)
 Voltage Rating: 50V AC(rms)/DC (Signal Contact)
 200V AC(rms)/DC (Power Contact)
 Contact Resistance: 100 mΩ Max
 Insulation Resistance: 100 MΩ MIN (Signal Contact)
 1000 MΩ MIN (Power Contact)
 Withstanding Voltage: 150V AC r.m.s
 Temperature Range-Operating: -55°C~+85°C
 Floating Ability : XY-AXIS±0.6mm

Material
 Housing: PA9T, (UL 94V-0)
 Contact: Copper Alloy/Gold Plated
 Metal Fittings : Copper Alloy/Tin 100u" Min. Over Nickel 50u"Min.

Circuits (n)	Part NO.	Dimensions				
		A	B	C	D	E
60	FBB05014-F60S1005BKM H58	29.5	14.5	19.5	14.8	27.2
80	FBB05014-F80S1005BKM H58	34.5	19.5	24.5	19.8	32.2
100	FBB05014-F100S1005BKM H58	39.5	24.5	29.5	24.8	37.2

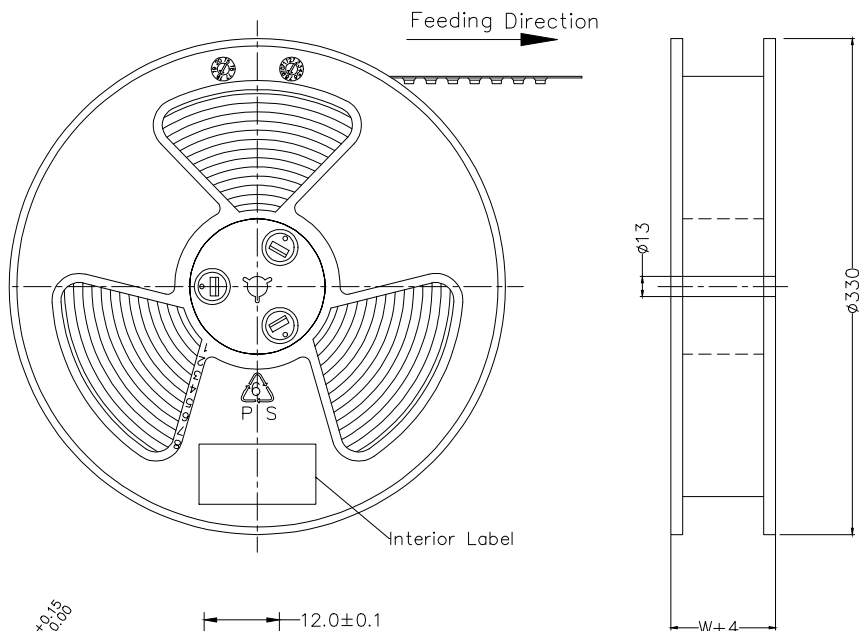
Ordering Information

FBB 050 14 F XX S 1 XX 5 BK M HXX
 1 2 3 4 5 6 7 8 9 10 11 12

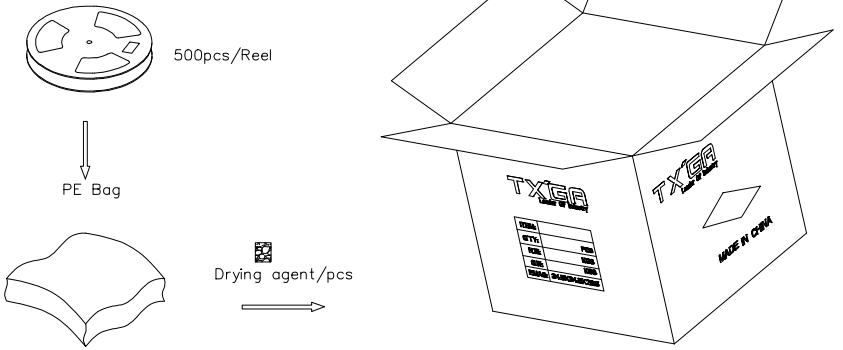
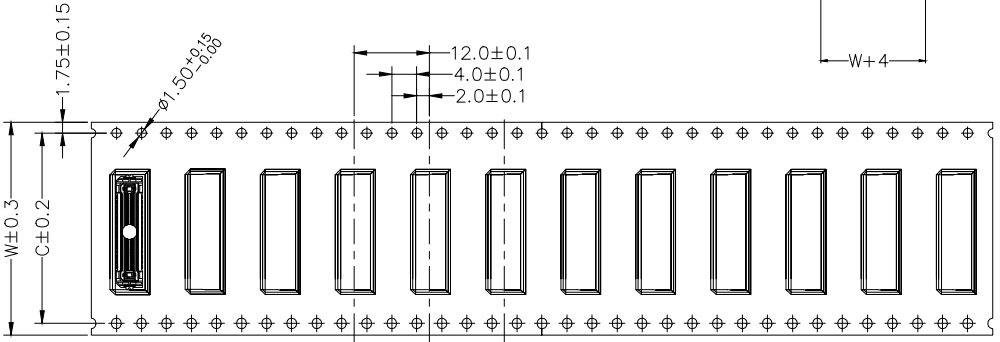
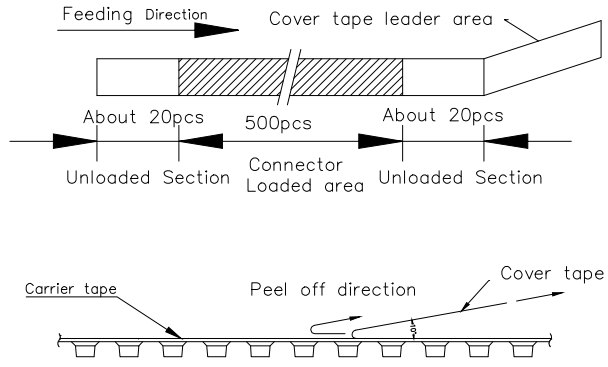
1 Category FBB-Board To Board	2 Series Number 050-Pitch0.50mm	3 Distinction No. 14	4 Type F-Female	5 Circuits XX	6 Entry Angle S-180°Vertical
7 Plating 1-Gold Plated	8 thickness of Gold Plating 00-Gold Flash 03-3u" 05-5u"	9 Material-Resin 5-PA9T	10 Color-Resin BK-Black	11 Packaging M-Reel	12 Female height H58-5.85mm

 THIRD ANGLE PROJECTION DESIGN UNITS METRIC(mm) SCALE 5:1 SIZE A4	GENERAL TOLERANCES (UNLESS SPECIFIED)		APPROVE BY LEO	DATE 19/Sept/23	PART NO. FBB05014-FXXS1XX5BKM HXX	ITEM NO. FBB05014	 Building Technology Cornerstone
	X. ±0.30	X.* ±5*	CHECKED BY GISELLE	DATE 19/Sept/23	TITLE Board to Board Floating Connector Pitch 0.5mm 180°Vertical (SMT)		
	X.X ±0.20	X.X* ±2*	DRAWN BY Hejianpeng	DATE 19/Sept/23	THIS DRAWING CONTAINS INFORMATION THAT IS PROPRIETARY TO TXGA INDUSTRIAL ELECTRONICS(S.Z)CO.,LTD AND SHOULD NOT BE USED WITHOUT WRITTEN PERMISSION		
	X.XX ±0.15	X.XX* ±1*					

REV	LOCATIONS	DESCRIPTION	DATE	REVISER	APPD



- Note:
1. 10 sprocket hole cumulative tolerance ± 0.2
 2. Carrier camber is within 1.0mm in 250mm
 3. Material: White conductive polystyrene Alloy 100% recyclable
 4. All dimensions meet EIA-481-3 requirements
 5. Peel off force of cover tape & carrier tape: 20g~130g (0.2N~1.3N)
 6. Component load per 13" reel: 500 pcs



Feeding Direction

Circuits (n)	Dimensions	
	W	C
60	56	52.4
80	56	52.4
100	72	64.4

 THIRD ANGLE PROJECTION	GENERAL TOLERANCES (UNLESS SPECIFIED)		APPROVE BY LEO	DATE 19/Sept/23	PART NO. FBB05014-FXXS1XX5BKMHX	ITEM NO. FBB05014	 TXGA Building Technology Cornerstone	
	X. ± 0.30	X.' $\pm 5^{\circ}$	CHECKED BY GISELLE	DATE 19/Sept/23	TITLE Board to Board Floating Connector Pitch 0.5mm 180°Vertical (SMT)			REV 0
	DESIGN UNITS METRIC(mm)	X.X ± 0.20	X.X' $\pm 2^{\circ}$	DRAWN BY Hejianpeng	DATE 19/Sept/23	THIS DRAWING CONTAINS INFORMATION THAT IS PROPRIETARY TO TXGA INDUSTRIAL ELECTRONICS(S,Z)CO.,LTD AND SHOULD NOT BE USED WITHOUT WRITTEN PERMISSION		SHEET NO. 2/2
	SCALE 1:1	SIZE A4	X.XX ± 0.15					