

REV	LOCATIONS	DESCRIPTION	DATE	REVISER	APPD

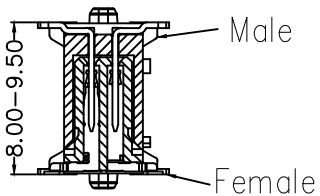
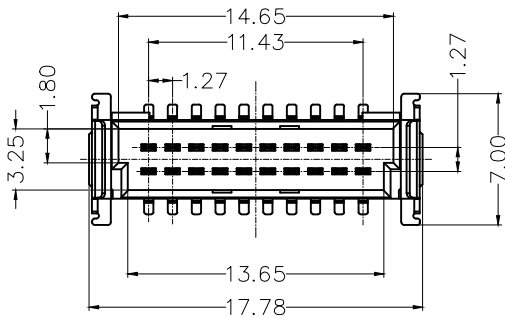
SPECIFICATIONS

Electrical

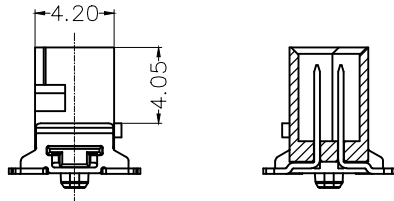
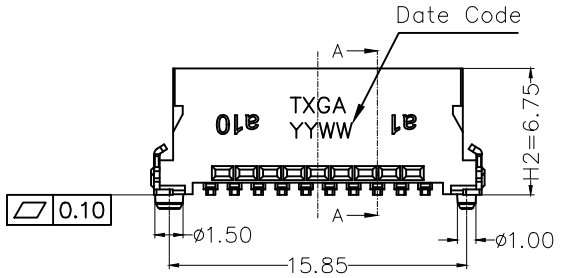
Current Rating: 1.7A AC(rms)/DC
 Voltage Rating: 50V AC(rms)/DC
 Contact Resistance: 35 mΩ Max
 Insulation Resistance: 1000 MΩ Min
 Withstanding Voltage: 500V AC r.m.s
 Operating Temperature: -55°C~+125°C

Material and plating

Housing: LCP (UL 94V-0) Black
 Contacts: Copper Alloy/Selective gold plated on contact area and matte tin plated on tails area
 Pegs: Copper Alloy/ Nickel plating



Mating Section

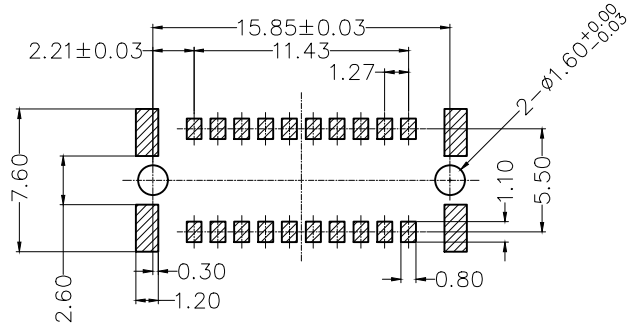


Section A-A

Ordering Information

FBB 127 08 — M 20 S 7 XX 3 BK M HXX
 1 2 3 4 5 6 7 8 9 10 11 12

1 Category FBB-Board to Board	2 Series Number 127-Pitch1.27mm	3 Distinction No. 08	4 Type M-Male	5 Circuits 20	6 Entry Angle S-180° Vertical
7 Plating 7-Selective gold plated on contact area and matte tin plated on tails area	8 Thickness of Plating 01-1u" 03-3u" 10-10u"	9 Material-Resin 3-LCP	10 Color-Resin BK-Black	11 Packaging M-Reel	12 Male height H67-H2=6.75mm

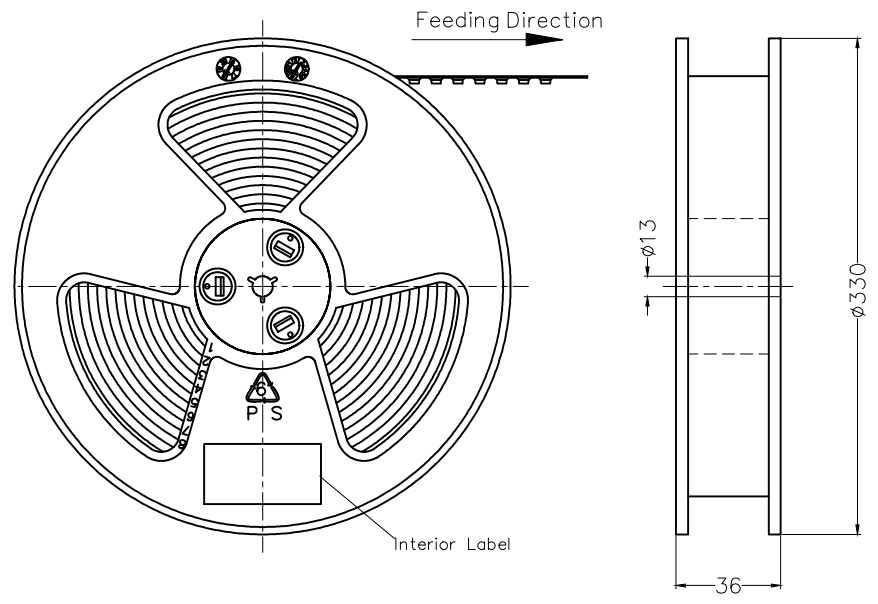


Recommended P.C.Board Layout
 General tolerances:±0.05

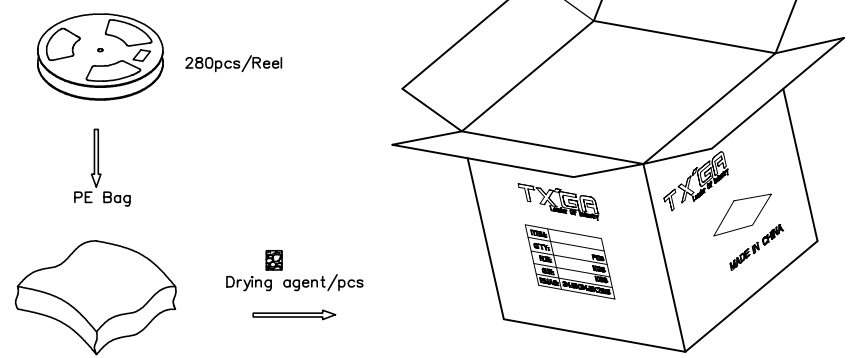
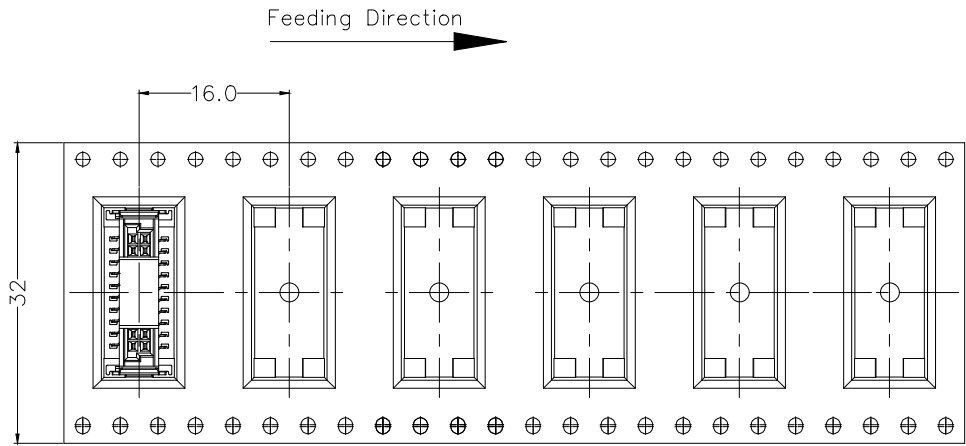
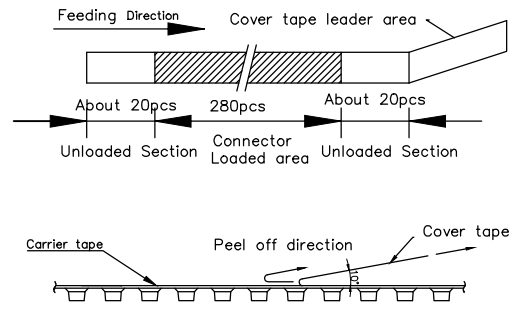
<p>THIRD ANGLE PROJECTION</p>	GENERAL TOLERANCES (UNLESS SPECIFIED) X. ±0.30 X.* ±5° X.X ±0.20 X.X* ±2°		APPROVE BY LEO	DATE 30/JAN/23	PART NO. FBB12708-M20S7XX3BKMHXX	ITEM NO. FBB12708	<p>Building Technology Cornerstone</p>
	DESIGN UNITS METRIC(mm) X.XX ±0.15 X.XX* ±1° X.XXX ±0.10 X.XXX* ±0.5°	CHECKED BY GISELLE	DATE 30/JAN/23	TITLE Board to Board Pitch 1.27mm 180° Vertical (SMT)		REV 0	
SCALE 1:1 SIZE A4	DRAWN BY Hejianpeng		DATE 30/JAN/23	THIS DRAWING CONTAINS INFORMATION THAT IS PROPRIETARY TO TXGA INDUSTRIAL ELECTRONICS(S.Z)CO.,LTD AND SHOULD NOT BE USED WITHOUT WRITTEN PERMISSION			

1 2 3 4 5 6 7 8

REV	LOCATIONS	DESCRIPTION	DATE	REVISER	APPD



- Note:
- 1.10 sprocket hole cumulative tolerance ± 0.2
 2. Carrier camber is within 1.0mm in 250mm
 3. Material: Clear conductive polystyrene Alloy 100% recyclable
 4. All dimensions meet EIA-481-3 requirements
 5. Peel off force of cover tape & carrier tape: 20g~130g (0.2N~1.3N)
 6. Component load per 13" reel: 280 pcs



<p>THIRD ANGLE PROJECTION</p>	GENERAL TOLERANCES (UNLESS SPECIFIED)		APPROVE BY	DATE	PART NO.	ITEM NO.	<p>Building Technology Cornerstone</p>	
	X. ± 0.30	X.* $\pm 5^\circ$	LEO	30/JAN/23	FBB12708-M20S7XX3BKMHXX	FBB12708		
	DESIGN UNITS METRIC(mm)	X.X ± 0.20	X.X* $\pm 2^\circ$	CHECKED BY	DATE	TITLE		REV 0 SHEET NO. 2/2
	SCALE 1:1 SIZE A4	X.XX ± 0.15	X.XX* $\pm 1^\circ$	GISELLE	30/JAN/23	Board to Board Pitch 1.27mm 180° Vertical (SMT)		
	X.XXX ± 0.10	X.XXX* $\pm 0.5^\circ$	DRAWN BY	DATE	THIS DRAWING CONTAINS INFORMATION THAT IS PROPRIETARY TO TXGA INDUSTRIAL ELECTRONICS(S,Z)CO.,LTD AND SHOULD NOT BE USED WITHOUT WRITTEN PERMISSION			
			Hejianpeng	30/JAN/23				

1 2 3 4 5 6 7 8