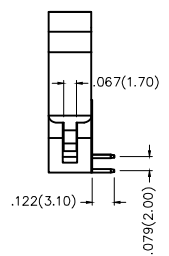
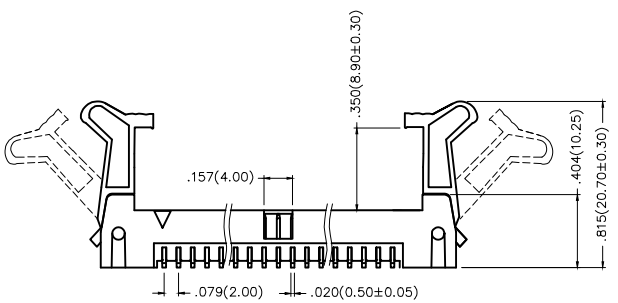
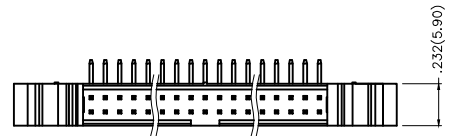
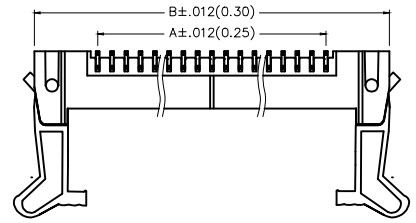


REV	LOCATIONS	DESCRIPTION	DATE	REVSER	APPD

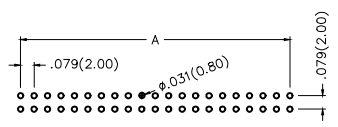


Electrical  
 Current Rating: 2.0A AC(rms)/DC  
 Voltage Rating: 250V AC(rms)/DC  
 Contact Resistance: 20 mΩ Max  
 Insulation Resistance: 1000 MΩ MIN  
 Withstanding Voltage: 500V AC r.m.s  
 Temperature Range—Operating: -40°C~+105°C  
 Material and Plating  
 Housing: Polyester (UL94V-0)  
 Contact Pin: Brass  
 Plating: Gold Plated/Selective gold in contact area, tin on tail

### Ordering Information

FBH 200 09 — D XX B X XX 4 K6 K  
 1 2 3 4 5 6 7 8 9 10 11

1	Category	2	Series Number	3	Distinction No.	4	Row Option	5	Circuits	6	Entry Angle
	FBH-Box Header		200-Pitch2.00mm		09		D-Double Row		XX		B-90° Angle
7	Plating	8	Thickness of Plating	9	Material-Resin	10	Color-Resin	11	Packaging		
	1-Gold Plated 3-Selective gold in contact area, tin on tail		00-Gold Flash 05-5μ" Custom plate available		4-PA9T		K6-Black		K-Tray		



Recommended P.C.Board Layout

Circuits (n)	Part No.	Dimensions(in/mm)		Circuits (n)	Part No.	Dimensions(in/mm)	
		A	B			A	B
10	FBH20009-D10BXXX4K6K	.315(8.00)	.673(26.00)	30	FBH20009-D30BXXX4K6K	1.102(28.00)	1.811(46.00)
14	FBH20009-D14BXXX4K6K	.472(12.00)	1.181(30.00)	34	FBH20009-D34BXXX4K6K	1.260(32.00)	1.969(50.00)
16	FBH20009-D16BXXX4K6K	.551(14.00)	1.260(32.00)	40	FBH20009-D40BXXX4K6K	1.496(38.00)	2.205(56.00)
20	FBH20009-D20BXXX4K6K	.709(18.00)	1.417(36.00)	44	FBH20009-D44BXXX4K6K	1.654(42.00)	2.362(60.00)
24	FBH20009-D24BXXX4K6K	.866(22.00)	1.575(40.00)	50	FBH20009-D50BXXX4K6K	1.890(48.00)	2.598(66.00)
26	FBH20009-D26BXXX4K6K	.944(24.00)	1.653(42.00)	60	FBH20009-D60BXXX4K6K	2.283(58.00)	2.992(76.00)

 THIRD ANGLE PROJECTION	GENERAL TOLERANCES (UNLESS SPECIFIED)		APPROVE BY	DATE	PART NO.	ITEM NO.	 Leader Of Industry
	X.±.012(0.30)	X.±5'	FRANK	29/AUG/13			
DESIGN UNITS	X.X±.008(0.20)	.X'±2'	CHECKED BY	DATE	TITLE		REV 0
Inch (metric)	X.XX±.006(0.15)	.XX'±1'	CHERRY	29/AUG/13	Wire to Board(Box Header) Pitch 2.00mm 90° Angle(DIP)		
SCALE	X.XXX±.004(0.10)	.XXX'±0.5'	DRAWN BY	DATE	THIS DRAWING CONTAINS INFORMATION THAT IS PROPRIETARY TO TXGA INDUSTRIAL ELECTRONICS(S.Z)CO.,LTD AND SHOULD NOT BE USED WITHOUT WRITTEN PERMISSION		
5:1			JACOB	29/AUG/13			