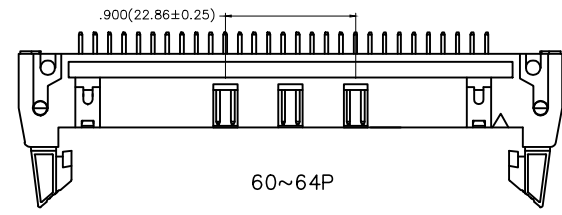
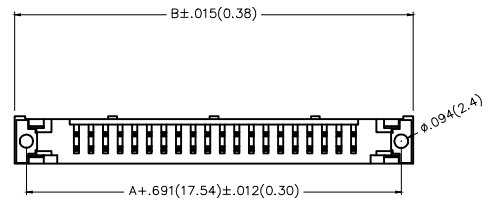
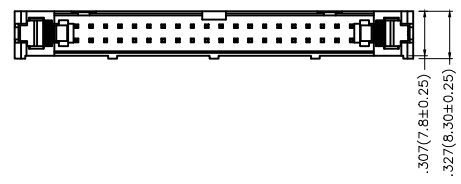
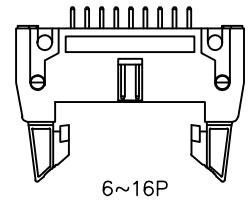
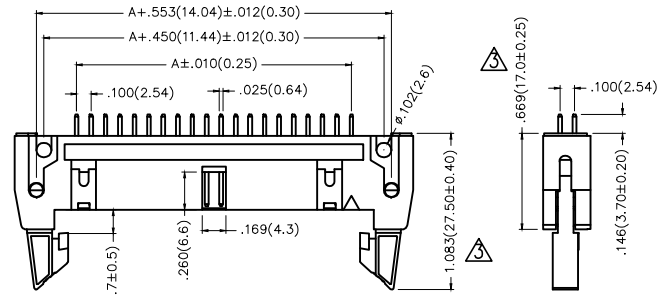


REV	LOCATIONS	DESCRIPTION	DATE	REVISER	APPD
1	△	Size changes	13/APR/20	KATE	CHERRY
2		Update version	21/SEP/22	MATT	CHERRY
3	△	Size changes	22/JUL/25	NICK	LEO



Electrical
 Current Rating: 3.0A AC(rms)/DC
 Voltage Rating: 250V AC(rms)/DC
 Contact Resistance: 20 mΩ Max
 Insulation Resistance: 1000 MΩ MIN
 Withstanding Voltage: 500V AC r.m.s
 Temperature Range-Operating: -40°C~+105°C

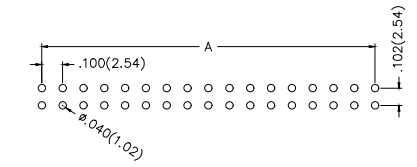
Material and Plating
 Housing: Polyester (UL94V-0)
 Contact Pin: Brass
 Plating: Gold Plated/Selective gold in contact area, tin on tail



Ordering Information

FBH 254 13 - D XX S X XX X K6 K
 1 2 3 4 5 6 7 8 9 10 11

1	Category FBH-Box Header	2	Series Number 254-Pitch2.54mm	3	Distinction No. 13	4	Row Option D-Double Row	5	Circuits XX	6	Entry Angle S-180° Vertical
7	Plating 1-Gold Plated 3-Selective gold in contact area, tin on tail	8	Thickness of Plating 00-Gold Flash 05-5μ"	9	Material-Resin 1-PBT 4-PA9T	10	Color-Resin K6-Black	11	Packaging K-Tray		



Recommended P.C.Board Layout

Circuits (n)	Part No.	Dimensions(in./mm)		Circuits (n)	Part No.	Dimensions(in./mm)	
		A	B			A	B
6	FBH25413-D06SXXXXK6K	.200(5.08)	1.056(26.82)	24	FBH25413-D24SXXXXK6K	1.100(27.94)	1.956(49.68)
8	FBH25413-D08SXXXXK6K	.300(7.62)	1.156(29.36)	26	FBH25413-D26SXXXXK6K	1.200(30.48)	2.055(52.22)
10	FBH25413-D10SXXXXK6K	.400(10.16)	1.256(31.90)	30	FBH25413-D30SXXXXK6K	1.400(35.56)	2.256(57.30)
12	FBH25413-D12SXXXXK6K	.500(12.70)	1.356(34.44)	34	FBH25413-D34SXXXXK6K	1.600(40.64)	2.456(62.38)
14	FBH25413-D14SXXXXK6K	.600(15.24)	1.456(36.98)	40	FBH25413-D40SXXXXK6K	1.900(48.26)	2.756(70.00)
16	FBH25413-D16SXXXXK6K	.700(17.78)	1.556(39.52)	50	FBH25413-D50SXXXXK6K	2.400(60.96)	3.256(82.70)
18	FBH25413-D18SXXXXK6K	.800(20.32)	1.656(42.06)	60	FBH25413-D60SXXXXK6K	2.900(73.66)	3.756(95.40)
20	FBH25413-D20SXXXXK6K	.900(22.86)	1.756(44.60)	64	FBH25413-D64SXXXXK6K	3.100(78.74)	3.956(100.48)

 THIRD ANGLE PROJECTION	GENERAL TOLERANCES (UNLESS SPECIFIED)		APPROVE BY FRANK	DATE 19/JUL/13	PART NO. FBH25413-DXXSXXXXK6K	ITEM NO. FBH25413	 Leader Of Industry
	DESIGN UNITS Inch (metric)	X.±.012(0.30)	X.±5'	CHECKED BY CHERRY	DATE 19/JUL/13	TITLE Wire to Board(Box Header) Pitch 2.54mm Vertical 180°(DIP)	
SCALE 5:1	SIZE A4	X.XX±.006(0.15)	.XX±1'	DRAWN BY JACOB	DATE 19/JUL/13	THIS DRAWING CONTAINS INFORMATION THAT IS PROPRIETARY TO TXGA INDUSTRIAL ELECTRONICS(S.Z)CO.,LTD AND SHOULD NOT BE USED WITHOUT WRITTEN PERMISSION	