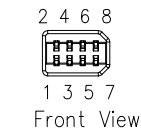
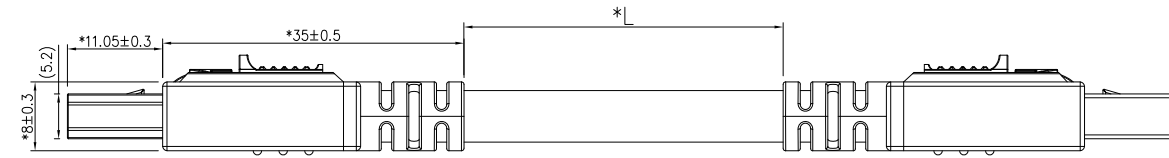
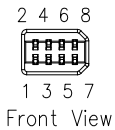
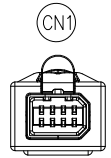


REV	LOCATIONS	DESCRIPTION	DATE	REVISER	APPD
0		New Release	30/Nov/24	LAM	FRANK



Note:

- * important Dimension
- This product must meet IEC 61076-3-122
- This product must meet 2011/65/EU ROHS compliance.
- Not note tolerances:0.20
- Rated voltage:60V,Rated current 0.5A
- Temperature range: -40°C~+80°C
- Data rate: 100MB/S
- Wire Size(mm²)/AwG:0.14mm²/26AWG
- Flame test:UL94V-0



Ordering Information

FCMNT 01 02 - 08 N 02 XXXX 00
 1 2 3 4 5 6 7

- Series Name: FCMNT
- Cable category: 01-D shape to D shape
- Distinction num: 02
- Circuits: 08-8 Circuits
- Shielded: N-Non shielded
- Data Rate: 02-100Mbps
- Cable length: xxxxx-(See table1)

TABLE 1

CABLE LENGTH (XXX) L(M)	00500	01000	01500	02000	02500	03000
	0.5M	1M	1.5M	2M	2.5M	3M
	03500	04000	04500	05000	99900
	3.5M	4M	4.5M	5M	99.9M

CN1	CN2	Colour
1	1	WH/OG
2	2	OG
3	3	WH/GN
4	4	BU
5	5	WH/BU
6	6	GN
7	7	WH/BN
8	8	BN

Length "A"	200 to 500	501 to 1000	1001 to 5000	5001 to 20000
Tolerance (mm)	±15	±30	±50	±100

* Note: All Materials Meet The "RoHs" !

NO.	SPECIFICATION	DESCRIPTION	NOTE
4	Cable	CAT5 SF/UTP jacket PVC OD5.0	Black
3	Overmold	PVC 30P Black	Black
2	Body	MINI IO D Body black	2PCS
1	Mini IO Connector	MINI IO D Shape	2PCS

ELECTRICAL
1. SHORT-CIRCUIT AND CONTINUITY TEST AT:DC 300V/0.1S
2. Conduction Impedance: 2Ω (Max)
3. Insulation Resistance: 10MΩ(Min)
PACKING SPECIFICATION
1.1pcs/Bundle,1PCS/Bag
2. "*" as the key size control
NOTES
1.This product must meet UL486A-1991mechanical performance
2.This product must meet 2011/65/EU ROHS compliance

THIRD ANGLE PROJECTION	GENERAL TOLERANCES (UNLESS SPECIFIED)		DATE	APPROVE BY	PART NO.	ITEM NO.	 Building Technology Cornerstone	
	X.±0.30	.X'±5'	FRANK	30/Nov/24	FCMNT0102-08N02XXXX00	FCMNT0102		
	DESIGN UNITS Metric	X.XX±0.20	.X'±2'	CHECKED BY	DATE	TITLE		
	SCALE N.T	X.XX±0.15	.XX'±1'	CHERRY	30/Nov/24	MINI IO D shape to D shape,non-shielded		
SIZE A4	X.XXX±0.10	.XXX'±0.5'	DRAWN BY	DATE	THIS DRAWING CONTAINS INFORMATION THAT IS PROPRIETARY TO TXGA INDUSTRIAL ELECTRONICS(S.Z)CO.,LTD AND SHOULD NOT BE USED WITHOUT WRITTEN PERMISSION		REV 0	SHEET NO. 1/1
			LAM	30/Nov/24				