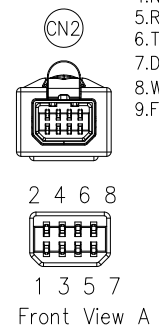
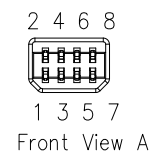
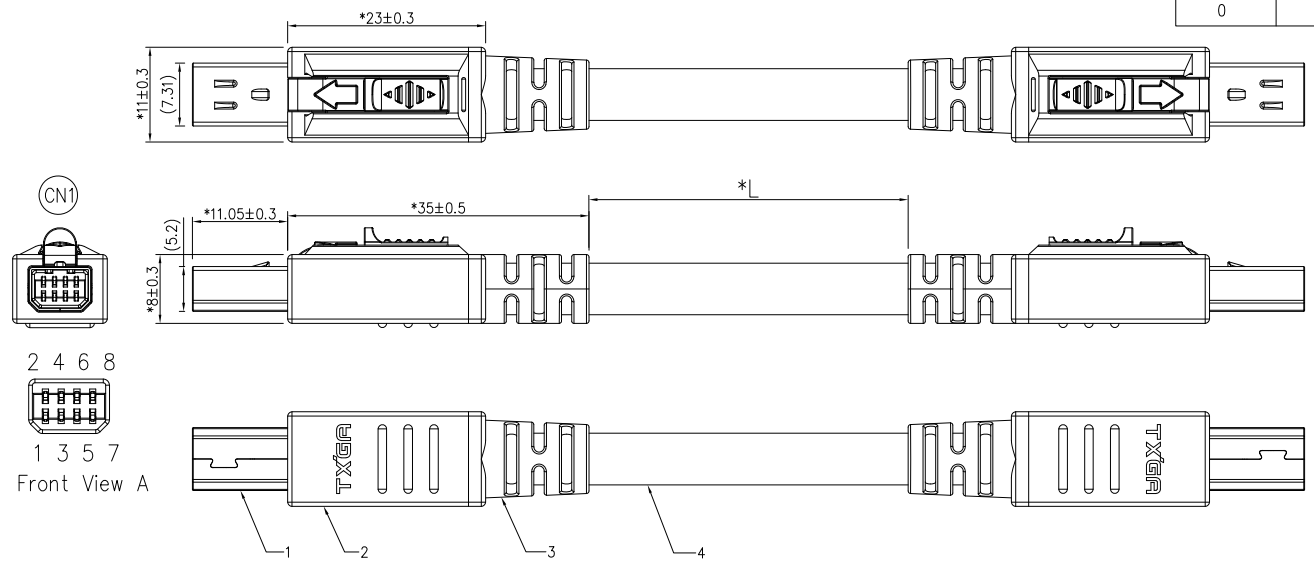


REV	LOCATIONS	DESCRIPTION	DATE	REVISER	APPD
0		New Release	30/Nov/24	LAM	FRANK

- Note:
- * important Dimension
 - This product must meet IEC 61076-3-122
 - This product must meet 2011/65/EU ROHS compliance.
 - Not note tolerances:0.20
 - Rated voltage:60V,Rated current 0.5A
 - Temperature range: -40°C~+80°C
 - Data rate: 10MB/S
 - Wire Size(mm2)/AwG:0.14mm²/26AWG
 - Flame test:UL94V-0



Ordering Information

FCMNT 02 03 - 08 N 01 XXXX 00
 1 2 3 4 5 6 7

- | | | | | |
|--------------------------|---|-------------------------|-----------------------------|------------------------------|
| 1 Series Name
FCMNT | 2 Cable category
02-U shape to U shape | 3 Distinction num
03 | 4 Circuits
08-8 Circuits | 5 Shielded
N-Non shielded |
| 6 Data Rate
01-10Mbps | 7 Cable length
XXXX-(See table1) | | | |

CN1	CN2	Colour
1	1	WH/OG
2	2	OG
3	3	WH/GN
6	6	GN

Length "A"	200 to 500	501 to 1000	1001 to 5000	5001 to 20000
Tolerance (mm)	±15	±30	±50	±100

TABLE 1

CABLE LENGTH (XXX)	00500	01000	01500	02000	02500	03000
L(M)	0.5M	1M	1.5M	2M	2.5M	3M
	03500	04000	04500	05000	99900
	3.5M	4M	4.5M	5M	99.9M

* Note: All Materials Meet The "RoHs" !

NO.	SPECIFICATION	DESCRIPTION	NOTE
4	Cable	CAT5 SF/UTP jacket PVC OD5.0	Black
3	Overmold	PVC 30P Black	Black
2	Body	MINI IO U Body black	2PCS
1	Mini IO Connector	MINI IO U Shape	2PCS

ELECTRICAL
1. SHORT-CIRCUIT AND CONTINUITY TEST AT:DC 300V/0.1S
2. Conduction Impedance: 2Ω (Max)
3. Insulation Resistance: 10MΩ(Min)
PACKING SPECIFICATION
1.1pcs/Bundle,1PCS/Bag
2. "*" as the key size control
NOTES
1.This product must meet UL486A-1991mechanical performance
2.This product must meet 2011/65/EU ROHS compliance

THIRD ANGLE PROJECTION	GENERAL TOLERANCES (UNLESS SPECIFIED)		DATE	APPROVE BY	PART NO.	ITEM NO.	 Building Technology Cornerstone	
	X.±0.30	.X'±5'	FRANK	30/Nov/24	FCMNT0203-08N01XXXX00	FCMNT0203		
	DESIGN UNITS Metric	X.X±0.20	.X'±2'	CHECKED BY	DATE	TITLE		
	SCALE N.T	X.XX±0.15	.XX'±1'	CHERRY	30/Nov/24	MINI IO U shape to U shape,non shielded		
SIZE A4	X.XXX±0.10	.XXX'±0.5'	DRAWN BY LAM	DATE	THIS DRAWING CONTAINS INFORMATION THAT IS PROPRIETARY TO TXGA INDUSTRIAL ELECTRONICS(S,Z)CO.,LTD AND SHOULD NOT BE USED WITHOUT WRITTEN PERMISSION		REV 0 SHEET NO. 1/1	
				30/Nov/24				