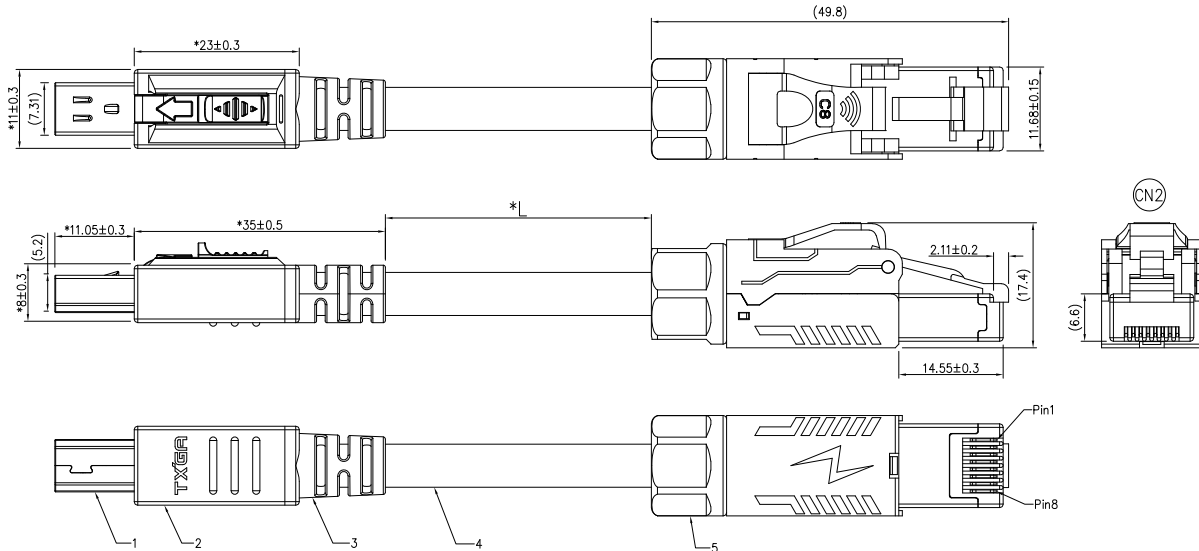
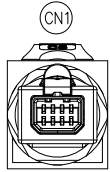


REV	LOCATIONS	DESCRIPTION	DATE	REVISER	APPD
0		New Release	30/Nov/24	LAM	FRANK



- Note:
- * important Dimension
 - This product must meet IEC 61076-3-122
 - This product must meet 2011/65/EU ROHS compliance.
 - Not note tolerances:0.20
 - Rated voltage:60V,Rated current 0.5A
 - Temperature range: -40°C~+80°C
 - Data rate: 1000MB/S
 - Wire Size(mm2)/AwG:0.14mm²/26AWG
 - Flame test:UL94V-0



2 4 6 8
1 3 5 7
Front View

Ordering Information

FCMNT	04	01	-08	S	03	XXXXX	00
1 Series Name	2 Cable category	3 Distinction num	4 Circuits	5 Shielded			
FCMNT	04-U shape to RJ45	01	08-8 Circuits	S-Shielded			
6 Data Rate	Cable length						
03-1000Mbps	XXXX-(See table1)						

TABLE 1

CABLE LENGTH (XXX) L(M)	00500	01000	01500	02000	02500	03000
	0.5M	1M	1.5M	2M	2.5M	3M
	03500	04000	04500	05000	99900
	3.5M	4M	4.5M	5M	99.9M


WIRING CHART		
CN1	CN2	Colour
1	1	WH/OG
2	2	OG
3	3	WH/GN
4	4	BU
5	5	WH/BU
6	6	GN
7	7	WH/BN
8	8	BN
shell	shell	Braid

Dimensions (mm)(See Table1)				
Length "A"	200 to 500	501 to 1000	1001 to 5000	5001 to 20000
Tolerance (mm)	±15	±30	±50	±100

* Note: All Materials Meet The "RoHs" !

5	RJ45 Connector	MP21-701B	1PC
4	Cable	CAT5E SF/UTP jacket PVC OD6.0	Black
3	Overmold	PVC 30P Black	Black
2	Body	MINI IO U Body black	1PC
1	Mini IO Connector	MINI IO U Shape	1PC
NO.	SPECIFICATION	DESCRIPTION	NOTE

ELECTRICAL
1. SHORT-CIRCUIT AND CONTINUITY TEST AT:DC 300V/0.1S
2. Conduction Impedance: 2Ω (Max)
3. Insulation Resistance: 10MΩ(Min)
PACKING SPECIFICATION
1.1pcs/Bundle,1PCS/Bag
2. "*" as the key size control
NOTES
1.This product must meet UL486A-1991mechanical performance
2.This product must meet 2011/65/EU ROHS compliance

THIRD ANGLE PROJECTION	GENERAL TOLERANCES (UNLESS SPECIFIED)		DATE	APPROVE BY	PART NO.	ITEM NO.	 Building Technology Cornerstone
	X.±0.30	.X'±5'	FRANK	30/Nov/24	FCMNT0401-08S03XXXXX00	FCMNT0401	
DESIGN UNITS Metric	X.X±0.20	.X'±2'	CHECKED BY	DATE	TITLE		MINI IO U shape plug to RJ45 Cable with shield
	X.XX±0.15	.XX'±1'	CHERRY	30/Nov/24	REV 0	SHEET NO. 1/1	
SCALE N.T	SIZE A4	X.XXX±0.10	.XXX'±0.5'	DRAWN BY LAM	DATE 30/Nov/24	THIS DRAWING CONTAINS INFORMATION THAT IS PROPRIETARY TO TXGA INDUSTRIAL ELECTRONICS(S.Z)CO.,LTD AND SHOULD NOT BE USED WITHOUT WRITTEN PERMISSION	