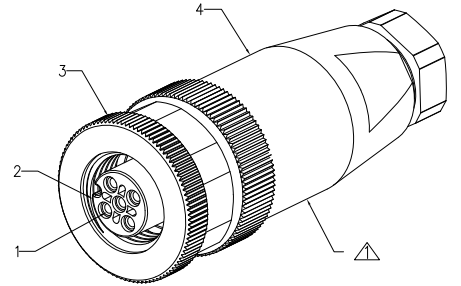
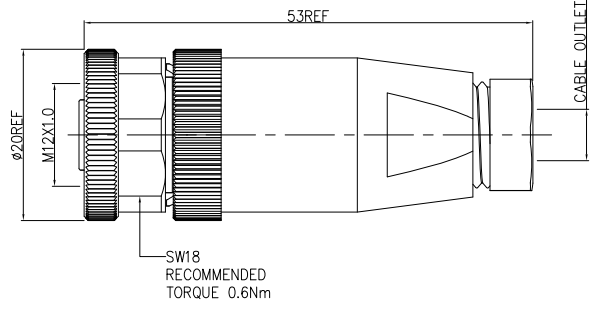
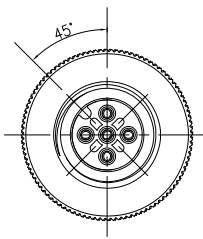


REV	LOCATIONS	DESCRIPTION	DATE	REVISER	APPD
0		New Release	24/APR	LAM	FRANK
1	图示位置	修正产品外观, 无空白槽	9/JAN	LAM	FRANK



NOTES:
 1.MATERIAL:
 No.1: CONTACT-BRONZE
 No.2: HOUSING-PA/BLACK
 No.3: NUT-BRASS
 No.4: HOUSING BODY-PBT+GF
 2.CONTACT FINISH:
 GOLD OVER NICKEL OR SILVER OVER NICKEL
 3.CABLE WIRES:
 18AWG/0.75mm² Max.FOR 2-5PINS
 20AWG/0.50mm² Max.FOR 8PINS
 4.ALL DIMENSIONS ARE FOR NOMINAL REFERENCE ONLY UNLESS OTHERWISE STAAED
 5.CABLE OUTLET: PG7(CABLE FEED)4-6MM,PG9(CABLE FEED)6-8MM
 6.PACKING:1PC IN A BAG
 7.ALL PRODUCT MUST COMPLIANCE WITH ROHS AND REACH.

TECHNIACAL DATA	FCQ12002-A02P22XXBK000	FCQ12002-A03P22XXBK000	FCQ12002-A04P22XXBK000	FCQ12002-A05P22XXBK000	FCQ12002-A08P22XXBK000
FEMALE INSERT(MATING SIDE)					
RATED VOLTAGE	250V	250V	250V	60V	30V
RATED CURRENT	4A	4A	4A	4A	2A
POLLETION DEGREE	3	3	3	3	3
OVERVOLTAGE CATEGORY	II	II	II	II	II
MATERIAL GROUP	II	II	II	II	II
CONTACT RESISTANCE	≤8mΩ	≤8mΩ	≤8mΩ	≤8mΩ	≤8mΩ
INSULATION RESISTANCE	>100MΩ	>100MΩ	>100MΩ	>100MΩ	>100MΩ
DEGREE OF PROTECTION	IP67	IP67	IP67	IP67	IP67
OPERATION TEMPERATURE	-40~85°C	-40~85°C	-40~85°C	-40~85°C	-40~85°C

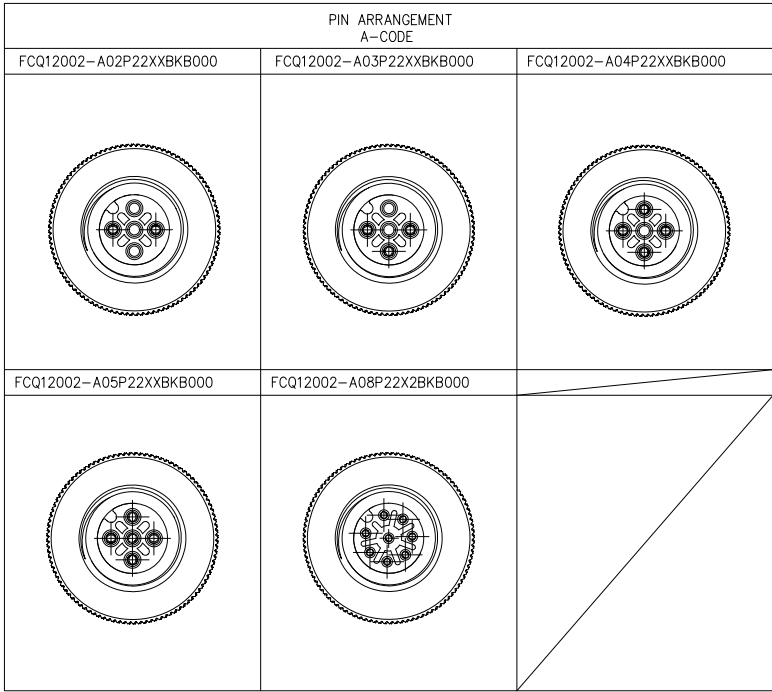
Ordering Information

FCQ 12 002 - A XX X X X X XX X XXX
 1 2 3 4 5 6 7 8 9 10 11 12 13

1 Category FCQ-Quick Contact Header	2 Series Number 12-M12	3 Distinction No. 002	4 Coded A-A CODED	5 Circuits 02-2Circuits 03-3Circuits 04-4Circuits 05-5Circuits 08-8Circuits	6 Type P-Plug	7 Coupling Nut Type 1-Plastic 2-Copper 3-Stainless Steel
8 Contact Type 1-Solder Type 2-Screw Type 3-Crimp Type 4-IDC Type	9 Contact Plating 1-Gold Plated 2-Silver Plated	10 Pressing Screw 1-PG7 2-PG9	11 Housing Color BK-Black	12 Packaging B-Bag M-Reel L-Tube	13 Version Number 000,001...	

 THIRD ANGLE PROJECTION DESIGN UNITS Inch (metric) SCALE 2:1 SIZE A4	GENERAL TOLERANCES (UNLESS SPECIFIED)		APPROVE BY FRANK	DATE 21/APR/20	PART NO. FCQ12002-AXXP22XXBK000	ITEM NO. FCQ12002	 Leader Of Industry
	X.±.012(0.30)	X.±5'	CHECKED BY CHERRY	DATE 21/APR/20	TITLE M12 FEMALE A CODE,STRAIGHT UNSHIELDED CONNECTOR SCREW TERMINAL		
	X.XX±.008(0.20)	.X'±2'	DRAWN BY DANIEL	DATE 21/APR/20	THIS DRAWING CONTAINS INFORMATION THAT IS PROPRIETARY TO TXGA INDUSTRIAL ELECTRONICS(S,Z)CO.,LTD AND SHOULD NOT BE USED WITHOUT WRITTEN PERMISSION		SHEET NO. 1/2
	X.XX±.006(0.15)	.XX'±1'					
	X.XXX±.004(0.10)	.XXX'±0.5'					

REV	LOCATIONS	DESCRIPTION	DATE	REVISER	APPD
0		New Release	24/APR	LAM	FRANK
1	图示位置	修正产品外观, 无空白槽	9/JAN	LAM	FRANK



Contacts	P/N	CABLE OUTLET
2	FCQ12002-A02P2211BKB000	4-6MM
2	FCQ12002-A02P2212BKB000	6-8MM
3	FCQ12002-A03P2211BKB000	4-6MM
3	FCQ12002-A03P2212BKB000	6-8MM
4	FCQ12002-A04P2211BKB000	4-6MM
4	FCQ12002-A04P2212BKB000	6-8MM
5	FCQ12002-A05P2211BKB000	4-6MM
5	FCQ12002-A05P2212BKB000	6-8MM
8	FCQ12002-A08P2212BKB000	6-8MM

<p>THIRD ANGLE PROJECTION</p>	GENERAL TOLERANCES (UNLESS SPECIFIED)		APPROVE BY FRANK	DATE 21/APR/20	PART NO. FCQ12002-AXXP22XXBKB000	ITEM NO. FCQ12002	<p>Leader Of Industry</p>	
	DESIGN UNITS Inch (metric)		CHECKED BY CHERRY	DATE 21/APR/20	TITLE M12 FEMALE A CODE, STRAIGHT UNSHIELDED CONNECTOR SCREW TERMINAL			REV 1
	SCALE 2:1	SIZE A4	X.±.012(0.30)	X.±5'	DRAWN BY DANIEL	DATE 21/APR/20	SHEET NO. 2/2	
			X.X±.008(0.20)	.X±2'	THIS DRAWING CONTAINS INFORMATION THAT IS PROPRIETARY TO TXGA INDUSTRIAL ELECTRONICS(S,Z)CO.,LTD AND SHOULD NOT BE USED WITHOUT WRITTEN PERMISSION			
		X.XX±.006(0.15)	.XX±1'					
		X.XXX±.004(0.10)	.XXX±0.5'					