| Coded | 2Pin | 3Pin | 4Pin | 5Pin | 6Pin | 7Pin | 8Pin | 9Pin | 10Pin | 11Pin | 12Pin |
|---|---|---|---|---|---|---|---|---|---|---|---|
| A-Coded | | | | | | | | | | | |
| B-Coded | | | | | | | | | | | |
| D-Coded | | | | | | | | | | | |

| REV | LOCATIONS | DESCRIPTION | DATE | REVISER | APPD |
|---|---|---|---|---|---|
| 1 | | 11/12 cores, modify the core wire | 18/Nov/24 | King | LEO |

Note:
1.Waterproof Rate:IP68
2.This product must meet IEC61076-2-101
3.This product must meet 2011/65/EU ROHS compliance.
4.Not note tolerances:±0.20

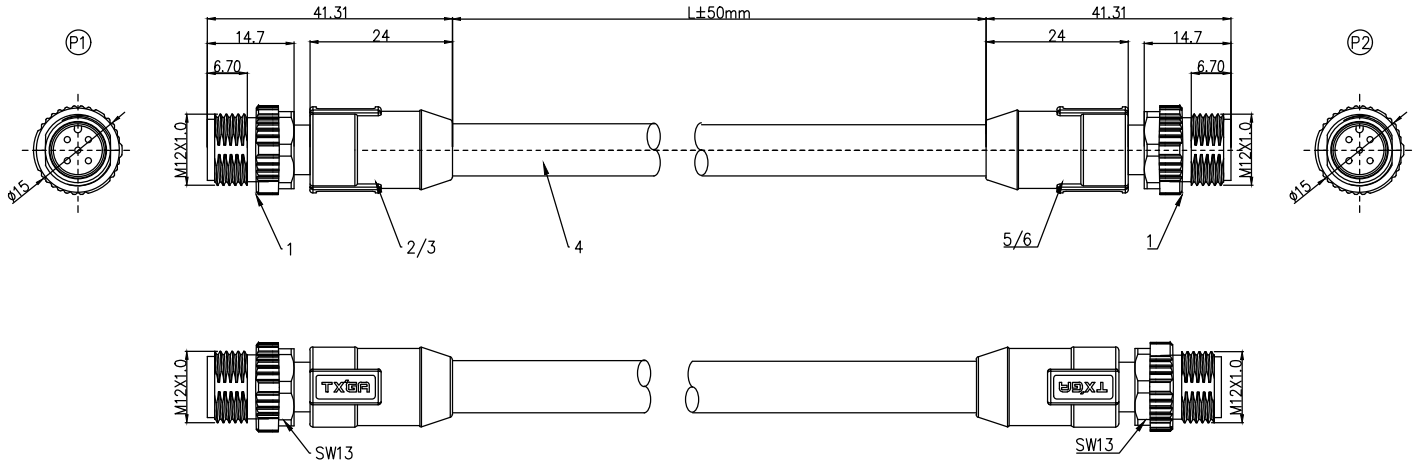


| Pin Assignments Front View | Rated Voltage | Rated impulse Voltage | Rated Currnt(40°C) | Wire Size(mm²) AWG | O.D(mm) |
|---|---|---|---|---|---|
| | 250V | 2500V | 4A | 0.34mm²/22 | 4.0 |
| | 250V | 2500V | 4A | 0.34mm²/22 | 4.5 |
| | 250V | 2500V | 4A | 0.34mm²/22 | 5.0 |
| | 60V(UL125V) | 1500V | 4A(UL3A) | 0.34mm²/22 | 5.5 |
| | 30V(UL60V) | 800V | 2.0A | 0.25mm²/24 | 5.0 |
| | 30V(UL60V) | 800V | 2.0A | 0.25mm²/24 | 5.0 |
| | 30V(UL60V) | 800V | 2.0A | 0.25mm²/24 | 5.5 |
| | 30V | 800V | 1.5A | 0.14mm²/26 | 5.5 |
| | 30V | 800V | 1.5A | 0.14mm²/26 | 5.5 |
| | 30V | 800V | 1.5A | 0.14mm²/26 | 6.0 |
| | 30V | 800V | 1.5A | 0.14mm²/26 | 6.0 |

| | |
|---|---|
| 7 | M12X1.0 male plug unshielded |
| 6 | PVC black adhesive outer mold: 30P |
| 5 | PVC black adhesive inner mold: 30P |
| 4 | UL20549 PUR black cable |
| 3 | PVC black adhesive outer mold: 30P |
| 2 | PVC black adhesive inner mold: 30P |
| 1 | M12X1.0 male plug unshielded |

TABLE 1

| CABLE LENGTH (XXX) | 005 | 010 | 015 | 020 | 025 | 030 | 035 | 040 | 045 | 050 | ..... | 999 |
|---|---|---|---|---|---|---|---|---|---|---|---|---|
| L(M) | 0.5M | 1M | 1.5M | 2M | 2.5M | 3M | 3.5M | 4M | 4.5M | 5M | ..... | 99.9M |

Packaging:

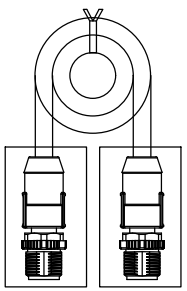

## Ordering Information

FCUM12 – X XX XXX 0 0 – 000
(1 / 2 / 3 / 4 / 5 / 6 / 7)

1 Series Name: FCUM12

2 Coded:
- A-A CODED
- B-B CODED
- D-D CODED

3 Circuits:
- 02-2Circuits
- 03-3Circuits
- 04-4Circuits
- 05-5Circuits
- 06-6Circuits
- 07-7Circuits
- ⋮
- 12-12Circuits

4 LENGTH: XXX(See Table1)

5 Shielded: 0-Without shield

6 Entry Angle: 0-N/A

7 Serial Number: 000-Standard Parts

| | | | | | | | |
|---|---|---|---|---|---|---|---|
| THIRD ANGLE PROJECTION | GENERAL TOLERANCES (UNLESS SPECIFIED) | | APPROVE BY | DATE | PART NO. | ITEM NO. | TXGA Building Technology Cornerstone |
| | X. ±0.30 | X.° ±5° | LEO | 18/Nov/24 | FCUM12-XXXXXX00-000 | FCUM12 | |
| DESIGN UNITS METRIC | X.X ±0.20 | X.X° ±2° | CHECKED BY GISELLE | DATE 18/Nov/24 | TITLE M12 cable connector, double male straight end, unshielded, IP68, PUR, codes A/B/D | | REV 1 / SHEET NO. 1/3 |
| SCALE 2:1 / SIZE A4 | X.XX ±0.15 | X.XX° ±1° | DRAWN BY King | DATE 18/Nov/24 | | | |
| | X.XXX ±0.10 | X.XXX° ±0.5° | | | | | |

THIS DRAWING CONTAINS INFORMATION THAT IS PROPRIETARY TO TXGA INDUSTRIAL ELECTRONICS(S.Z)CO.,LTD AND SHOULD NOT BE NOT BE USED WITHOUT WRITTEN PERMISSION

| REV | LOCATIONS | DESCRIPTION | DATE | REVISER | APPD |
|---|---|---|---|---|---|
| 1 | | 11/12 cores, modify the core wire | 18/Nov/24 | King | LEO |

## (P1) A-Coded Male Front View

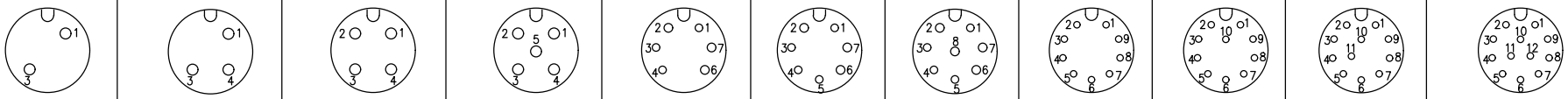

| 2Pin | | 3Pin | | 4Pin | | 5Pin | | 6Pin | | 7Pin | | 8Pin | | 9Pin | | 10Pin | | 11Pin | | 12Pin | |
|---|---|---|---|---|---|---|---|---|---|---|---|---|---|---|---|---|---|---|---|---|---|
| | | | | | | 5 | gray | | | | | 8 | red | | | | | | | 12 | cyan |
| | | 4 | black | 4 | black | 4 | black | 7 | blue | 7 | blue | 7 | blue | | | | | 11 | orange | 11 | orange |
| 3 | blue | 3 | blue | 3 | blue | 3 | blue | 6 | pink | 6 | pink | 6 | pink | | | 10 | purple | 10 | purple | 10 | purple |
| | | | | 2 | white | 2 | white | 5 | | 5 | gray | 5 | gray | 9 | red | 9 | red | 9 | red | 9 | red |
| 1 | brown | 1 | brown | 1 | brown | 1 | brown | 4 | yellow | 4 | yellow | 4 | yellow | 8 | gray | 8 | gray | 8 | gray | 8 | gray |
| pin | wire color | pin | wire color | pin | wire color | pin | wire color | 3 | green | 3 | green | 3 | green | 7 | black | 7 | black | 7 | black | 7 | black |
| | | | | | | | | 2 | brown | 2 | brown | 2 | brown | 6 | yellow | 6 | yellow | 6 | yellow | 6 | yellow |
| | | | | | | | | 1 | white | 1 | white | 1 | white | 5 | pink | 5 | pink | 5 | pink | 5 | pink |
| | | | | | | | | pin | wire color | pin | wire color | pin | wire color | 4 | green | 4 | green | 4 | green | 4 | green |
| | | | | | | | | | | | | | | 3 | white | 3 | white | 3 | white | 3 | white |
| | | | | | | | | | | | | | | 2 | blue | 2 | blue | 2 | blue | 2 | blue |
| | | | | | | | | | | | | | | 1 | brown | 1 | brown | 1 | brown | 1 | brown |
| | | | | | | | | | | | | | | pin | wire color | pin | wire color | pin | wire color | pin | wire color |

## (P1) B-Coded Male Front View

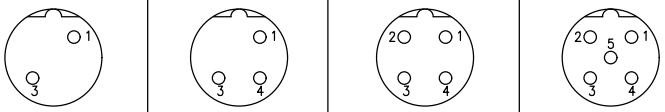

| 2Pin | | 3Pin | | 4Pin | | 5Pin | |
|---|---|---|---|---|---|---|---|
| | | | | | | 5 | gray |
| | | 4 | black | 4 | black | 4 | black |
| 3 | blue | 3 | blue | 3 | blue | 3 | blue |
| | | | | 2 | white | 2 | white |
| 1 | brown | 1 | brown | 1 | brown | 1 | brown |
| pin | wire color | pin | wire color | pin | wire color | pin | wire color |

## (P1) D-Coded Male Front View

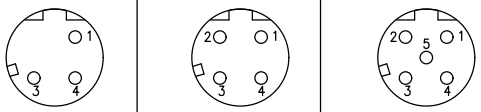

| 3Pin | | 4Pin | | 5Pin | |
|---|---|---|---|---|---|
| | | | | 5 | gray |
| 4 | black | 4 | black | 4 | black |
| 3 | blue | 3 | blue | 3 | blue |
| | | 2 | white | 2 | white |
| 1 | brown | 1 | brown | 1 | brown |
| pin | wire color | pin | wire color | pin | wire color |

THIRD ANGLE PROJECTION

DESIGN UNITS METRIC

SCALE 2:1 | SIZE A4

| GENERAL TOLERANCES (UNLESS SPECIFIED) | |
|---|---|
| X. ±0.30 | X.° ±5° |
| X.X ±0.20 | X.X° ±2° |
| X.XX ±0.15 | X.XX° ±1° |
| X.XXX ±0.10 | X.XXX° ±0.5° |

| | | |
|---|---|---|
| APPROVE BY | LEO | DATE 18/Nov/24 |
| CHECKED BY | GISELLE | DATE 18/Nov/24 |
| DRAWN BY | King | DATE 18/Nov/24 |

PART NO. FCQM12-XXXXXX00-000

ITEM NO. FCQM12

TITLE M12 cable connector, double male straight end, unshielded, IP68, PUR, codes A/B/D

TXGA Building Technology Cornerstone

REV 1 | SHEET NO. 2/3

THIS DRAWING CONTAINS INFORMATION THAT IS PROPRIETARY TO TXGA INDUSTRIAL ELECTRONICS(S.Z)CO.,LTD AND SHOULD NOT BE USED WITHOUT WRITTEN PERMISSION

| REV | LOCATIONS | DESCRIPTION | DATE | REVISER | APPD |
|---|---|---|---|---|---|
| 1 | | 11/12 cores, modify the core wire | 18/Nov/24 | King | LEO |

## (P2) A-Coded Male Front View

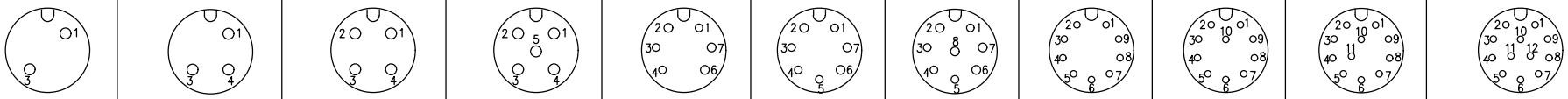

| 2Pin | | 3Pin | | 4Pin | | 5Pin | | 6Pin | | 7Pin | | 8Pin | | 9Pin | | 10Pin | | 11Pin | | 12Pin | |
|---|---|---|---|---|---|---|---|---|---|---|---|---|---|---|---|---|---|---|---|---|---|
| | | | | | | 5 | gray | | | | | 8 | red | | | | | | | 12 | cyan |
| | | 4 | black | 4 | black | 4 | black | 7 | blue | 7 | blue | 7 | blue | | | | | 11 | orange | 11 | orange |
| 3 | blue | 3 | blue | 3 | blue | 3 | blue | 6 | pink | 6 | pink | 6 | pink | | | 10 | purple | 10 | purple | 10 | purple |
| | | | | 2 | white | 2 | white | 5 | | 5 | gray | 5 | gray | 9 | red | 9 | red | 9 | red | 9 | red |
| 1 | brown | 1 | brown | 1 | brown | 1 | brown | 4 | yellow | 4 | yellow | 4 | yellow | 8 | gray | 8 | gray | 8 | gray | 8 | gray |
| pin | wire color | pin | wire color | pin | wire color | pin | wire color | 3 | green | 3 | green | 3 | green | 7 | black | 7 | black | 7 | black | 7 | black |
| | | | | | | | | 2 | brown | 2 | brown | 2 | brown | 6 | yellow | 6 | yellow | 6 | yellow | 6 | yellow |
| | | | | | | | | 1 | white | 1 | white | 1 | white | 5 | pink | 5 | pink | 5 | pink | 5 | pink |
| | | | | | | | | pin | wire color | pin | wire color | pin | wire color | 4 | green | 4 | green | 4 | green | 4 | green |
| | | | | | | | | | | | | | | 3 | white | 3 | white | 3 | white | 3 | white |
| | | | | | | | | | | | | | | 2 | blue | 2 | blue | 2 | blue | 2 | blue |
| | | | | | | | | | | | | | | 1 | brown | 1 | brown | 1 | brown | 1 | brown |
| | | | | | | | | | | | | | | pin | wire color | pin | wire color | pin | wire color | pin | wire color |

## (P2) B-Coded Male Front View

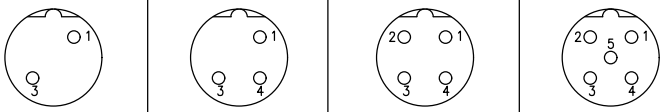

| 2Pin | | 3Pin | | 4Pin | | 5Pin | |
|---|---|---|---|---|---|---|---|
| | | | | | | 5 | gray |
| | | 4 | black | 4 | black | 4 | black |
| 3 | blue | 3 | blue | 3 | blue | 3 | blue |
| | | | | 2 | white | 2 | white |
| 1 | brown | 1 | brown | 1 | brown | 1 | brown |
| pin | wire color | pin | wire color | pin | wire color | pin | wire color |

## (P2) D-Coded Male Front View

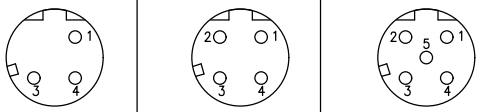

| 3Pin | | 4Pin | | 5Pin | |
|---|---|---|---|---|---|
| | | | | 5 | gray |
| 4 | black | 4 | black | 4 | black |
| 3 | blue | 3 | blue | 3 | blue |
| | | 2 | white | 2 | white |
| 1 | brown | 1 | brown | 1 | brown |
| pin | wire color | pin | wire color | pin | wire color |

THIRD ANGLE PROJECTION

DESIGN UNITS METRIC

SCALE 2:1 | SIZE A4

| GENERAL TOLERANCES (UNLESS SPECIFIED) | |
|---|---|
| X. ±0.30 | X.° ±5° |
| X.X ±0.20 | X.X° ±2° |
| X.XX ±0.15 | X.XX° ±1° |
| X.XXX ±0.10 | X.XXX° ±0.5° |

| | | |
|---|---|---|
| APPROVE BY | LEO | DATE 18/Nov/24 |
| CHECKED BY | GISELLE | DATE 18/Nov/24 |
| DRAWN BY | King | DATE 18/Nov/24 |

PART NO. FCUM12-XXXXXX00-000

ITEM NO. FCUM12

TITLE M12 cable connector, double male straight end, unshielded, IP68, PUR, codes A/B/D

TXGA Building Technology Cornerstone

REV 1 | SHEET NO. 3/3

THIS DRAWING CONTAINS INFORMATION THAT IS PROPRIETARY TO TXGA INDUSTRIAL ELECTRONICS(S.Z)CO.,LTD AND SHOULD NOT BE USED WITHOUT WRITTEN PERMISSION