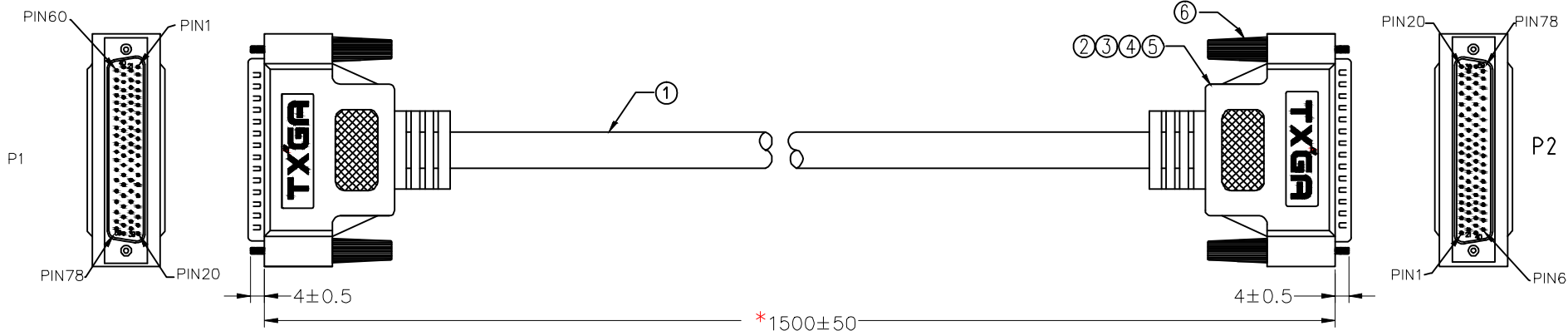
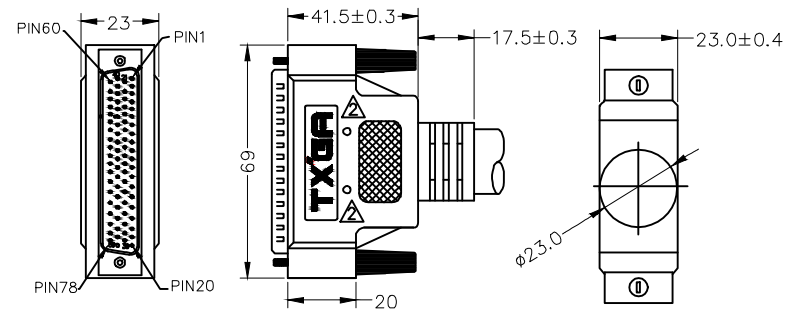


1	2	3	4	5	6	7	8
REV	LOCATIONS	DESCRIPTION	DATE	REVISER	APPD		




Electrical  
 1.Voltage Rating: 300V  
 2.Conduction Resistance: 110mΩ (MAX)  
 3.Insulation Resistance: 10MΩ (MIN)  
 Packing specification  
 1pcs/Bundle, 1pcs/Bag  
 "\*" as the key size control



\* Note: All Materials Meet The "RoHs" !

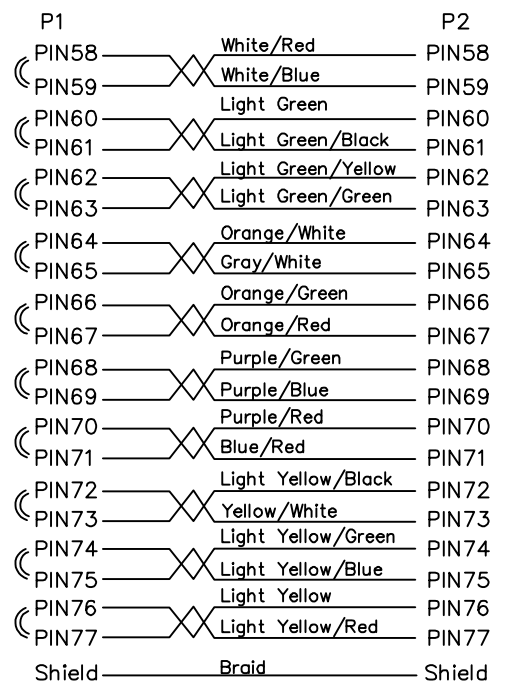


6	Screw: 4-40UNC ,Beige
5	Over Mold:PVC 45P ,Beige
4	MOLD:LDPE
3	Shielding Layer:Copper ,W=25mm
2	Machined pin D-SUB Male 78Circuits,DM7801-M,Gold Flash, White
1	UL2464 22AWG(17/0.16TS) 39P+AL+Braid80%,Jacket Beige,OD=19.0mm

NO.		Specification					
THIRD ANGLE PROJECTION	GENERAL TOLERANCES (UNLESS SPECIFIED)	APPROVE BY	DATE	PART NO.	ITEM NO.	 Leader Of Industry	
		VERNON	14/Apr/19	FCW007-000108	FCW007		
DESIGN UNITS (mm)	X.X±.012(0.30) X'±5'	CHECKED BY	DATE	TITLE		REV0 SHEET NO. 1/2	
		KATE	14/Apr/19	D-SUB Cable Assemblies			
SCALE 5:1	SIZE A4	X.XX±.006(0.15) .XX'±1'	DRAWN BY	DATE	THIS DRAWING CONTAINS INFORMATION THAT IS PROPRIETARY TO TXGA INDUSTRIAL ELECTRONICS(S.Z)CO.,LTD AND SHOULD NOT BE USED WITHOUT WRITTEN PERMISSION		
		X.XXX±.004(0.10) .XXX'±0.5'	CHERRY	14/Apr/19			

NOTES  
 1.This product must meet UL486A-1991mechanical performance.  
 2.This product must meet 2011/65/EU RoHS compliance.  
 3.Cable assembly to be tested 100% for continuity and polarity.

REV	LOCATIONS	DESCRIPTION	DATE	REVISER	APPD

PIN ASSIGNMENT



A  
B  
C  
D  
E  
F

A  
B  
C  
D  
E  
F

NOTES  
 1.This product must meet UL486A-1991mechanical performance.  
 2.This product must meet 2011/65/EU RoHS compliance.  
 3.Cable assembly to be tested 100% for continuity and polarity.

<p>THIRD ANGLE PROJECTION</p>	GENERAL TOLERANCES (UNLESS SPECIFIED)		APPROVE BY FRANK	DATE 29/SEP/20	PART NO. FCW007-000108	ITEM NO. FCW007	<p>Leader Of Industry</p>	
	X. ±0.30	X.' ±5'	CHECKED BY ZOEY	DATE 29/SEP/20	TITLE D-SUB CABLE ASSEMBLIES			REV 0
	DESIGN UNITS Metric	X.X ±0.20	X.X' ±2'	DRAWN BY CHERRY	DATE 29/SEP/20	THIS DRAWING CONTAINS INFORMATION THAT IS PROPRIETARY TO TXGA INDUSTRIAL ELECTRONICS(S.Z)CO.,LTD AND SHOULD NOT BE USED WITHOUT WRITTEN PERMISSION		
	SCALE 5:1	SIZE A4	X.XX ±0.15	X.XX' ±1'	X.XXX ±0.10	X.XXX' ±0.5'		