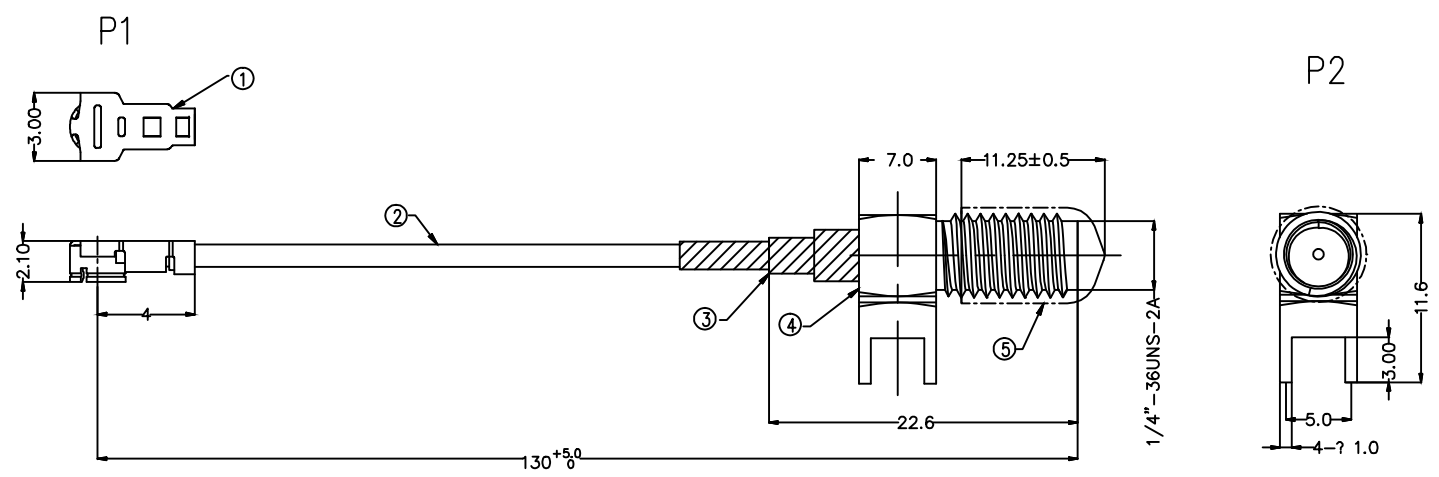
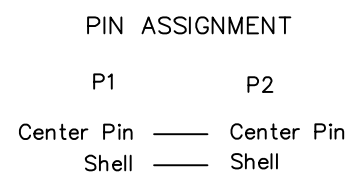


1	2	3	4	5	6	7	8
					REV	LOCATIONS	DESCRIPTION
							DATE
							REVISER
							APPD





- Electrical
- 1. Withstanding Voltage: DC 300V
 - 2. Conduction impedance: 3Ω (MAX)
 - 3. Insulation Resistance: 10MΩ (MIN)
- Packing specification
- 1. 50pcs/Bundle, 250pcs/Bag

* Note: All Materials Meet The "RoHs" !



5	Red insulating sheath
4	RF SMA connector, Gold plated
3	Black Heat Shrink Tube \varnothing 3.5mm
2	1.13 RF Coaxial cable Jack gray, OD=1.13mm
1	RF MHF I Plug: RF05002-PEB103MA
NO.	Specification

 THIRD ANGLE PROJECTION		GENERAL TOLERANCES (UNLESS SPECIFIED)		APPROVE BY FRANK	DATE 20/JUL/17	PART NO. FCW018-000002	ITEM NO. FCW018	 Leader Of Industry	
DESIGN UNITS Inch (metric)		X.±.012(0.30)	X.*±5°	CHECKED BY	DATE	TITLE RF CABLE		REV 0	SHEET NO. 1/1
		X.X±.008(0.20)	.X*±2°	JACOB	20/JUL/17				
		X.XX±.006(0.15)	.XX*±1°	DRAWN BY	DATE	THIS DRAWING CONTAINS INFORMATION THAT IS PROPRIETARY TO TXGA INDUSTRIAL ELECTRONICS(S.Z)CO.,LTD AND SHOULD NOT BE USED WITHOUT WRITTEN PERMISSION			
SCALE 5:1	SIZE A4	X.XXX±.004(0.10)	.XXX*±0.5°	LXF	20/JUL/17				
4		5		6		7		8	