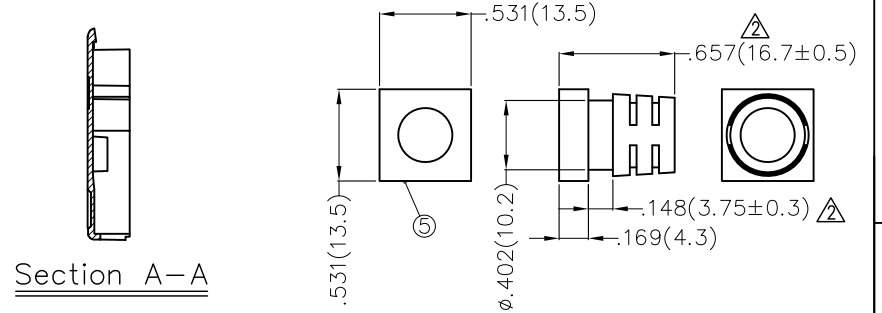
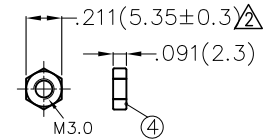
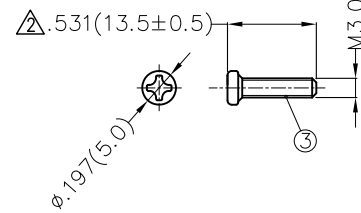
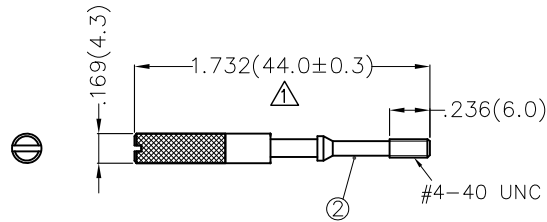
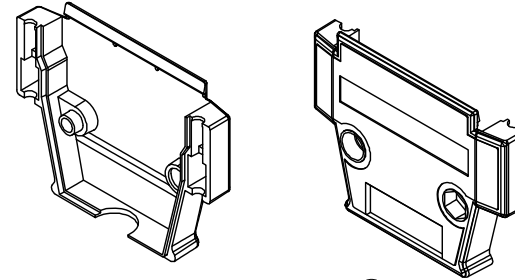
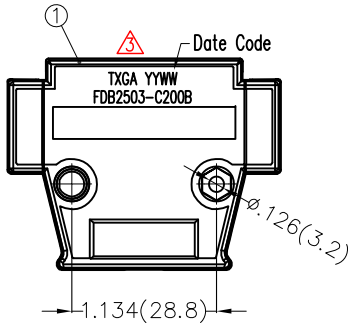
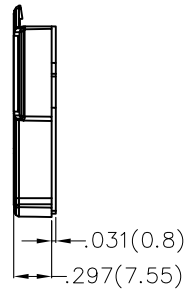
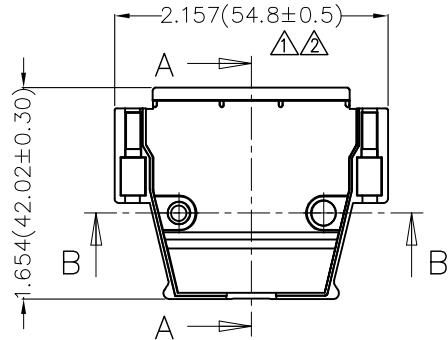
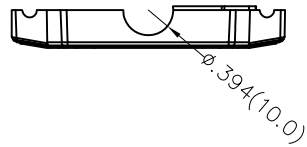
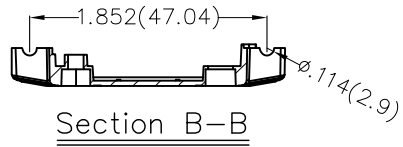


REV	LOCATIONS	DESCRIPTION	DATE	REVISER	APPD
1		Size changes	18/JUN/20	KATE	CHERRY
2		Size changes	31/JUL/23	MATT	LEO
3		Add marking code	23/JAN/25	HUANG	CHERRY



BOM LIST			
Item	Part name	Q'ty	Notes
①	Metal hood	2	Zinc alloy/ Ni plated
②	Long screw	2	#4-40 UNC, Steel/ Ni plated
③	Screw for hood	2	M3.0, Steel/ Ni plated
④	Nut for hood	2	M3.0, Steel/ Ni plated
⑤	SR	1	PVC, White

 THIRD ANGLE PROJECTION	GENERAL TOLERANCES (UNLESS SPECIFIED)		APPROVE BY FRANK	DATE 24/DEC/19	PART NO. FDB2503-C200B	ITEM NO. FDB2503-C	 Leader Of Industry	
	X.±.012(0.30)	.X'±5"	CHECKED BY CHERRY	DATE 24/DEC/19	TITLE D-SUB Connectors 25 Circuits Cover			REV 3
	DESIGN UNITS Inch (metric)	X.X±.008(0.20)	.X'±2"	DRAWN BY KATE	DATE 24/DEC/19	THIS DRAWING CONTAINS INFORMATION THAT IS PROPRIETARY TO TXGA INDUSTRIAL ELECTRONICS(S.Z)CO.,LTD AND SHOULD NOT BE USED WITHOUT WRITTEN PERMISSION		
	SCALE 5:1	SIZE A4	X.XX±.006(0.15)	.XX'±1"	X.XXX±.004(0.10)	.XXX'±0.5"		