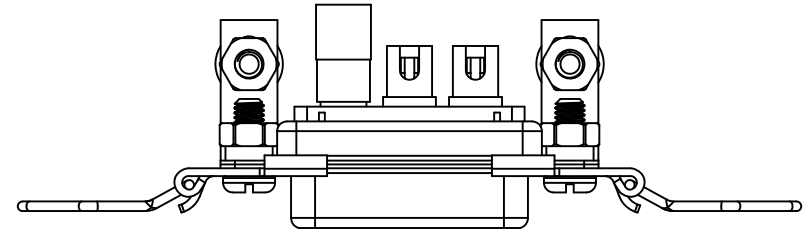


REV	LOCATIONS	DESCRIPTION	DATE	REVISER	APPD
0		New Release	2/Mar		FRANK
1	见图示位置	增加两螺纹和碟形垫片	30/MAR		FRANK

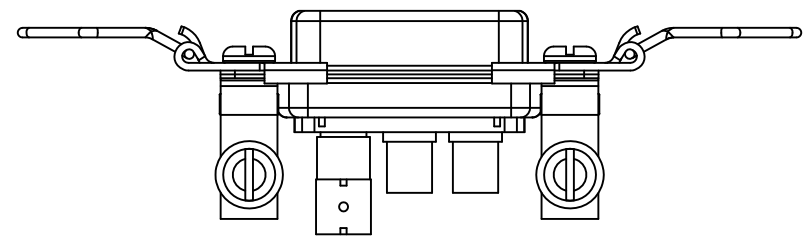
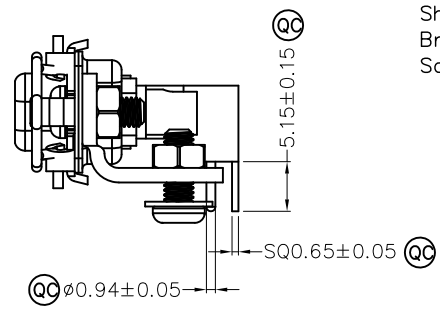
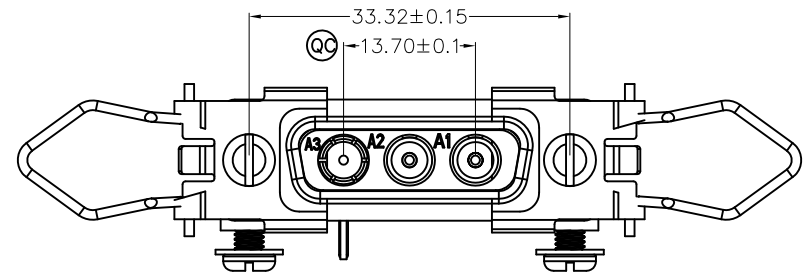


SPECIFICATION

Electrical
 Coaxial impedance: 50 Ω
 Coaxial contact resistance: 5 mΩ Max.
 Insulation resistance: 5000 MΩ Min.
 Dielectric Withstanding Voltage : 3,600 V AC r.m.s
 Temperature Range-Operating: -55°C ~ +105°C

Material and Plating

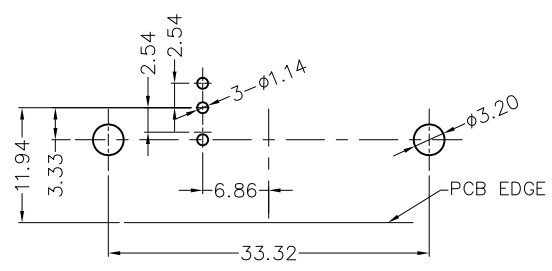
Insulator: PBT (UL94 V-0)
 Contact: Copper alloy / Gold plated
 Shell: Steel / Nickel plated
 Bracket: Copper alloy / Nickel plated
 Screw: Copper alloy / Nickel plated



Ordering Information

FDC 03 11 - M0 D B 1 XX XX K
 1 2 3 4 5 6 7 8 9 10

1 Category FDC-Coaxial D-SUB connector	2 Circuits 03-3W3	3 Distinction No. 11	4 Type MO-male	5 Assembly Layout D-DIP
6 Entry Angle B-90° Angle	7 Plating 1-Gold plated	8 Thickness of Plating 03-3μ" 15-15μ" 30-30μ"	9 Color-Resin GN-Green BK-Black	10 Packaging K-Tray








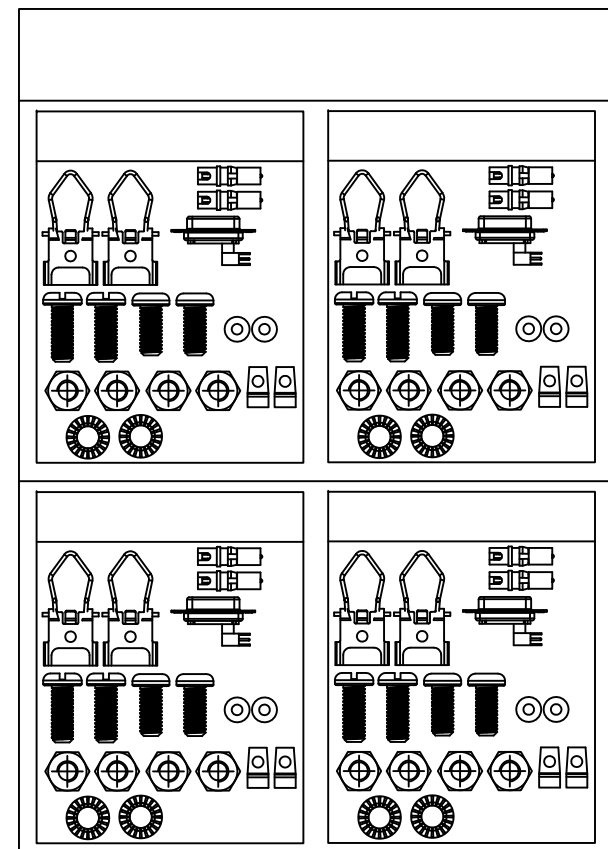
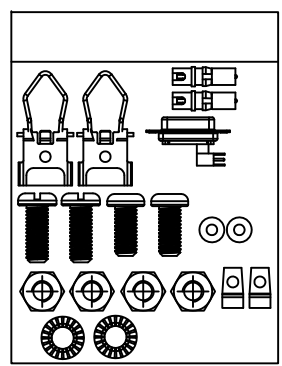
Recommended P.C.Board Layout
 Tolerances: ±0.05

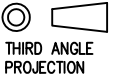

 THIRD ANGLE PROJECTION	GENERAL TOLERANCES (UNLESS SPECIFIED) X. ±0.30 X.' ±5° X.X ±0.20 X.X' ±2° X.XX ±0.15 X.XX' ±1° X.XXX ±0.10 X.XXX' ±0.5°		APPROVE BY FRANK DATE 10/Jan/22	PART NO. FDC0311-M0DB1GNK	ITEM NO. FDC0311	 Leader Of Industry
	DESIGN UNITS Metric	CHECKED BY CHERRY DATE 10/Jan/22	TITLE Coaxial D-SUB connector 3W3 90° Angle male	REV 0	SHEET NO. 1/2	
SCALE 5:1	SIZE A4	DRAWN BY KATE DATE 10/Jan/22	THIS DRAWING CONTAINS INFORMATION THAT IS PROPRIETARY TO TXGA INDUSTRIAL ELECTRONICS(S.Z)CO.,LTD AND SHOULD NOT BE USED WITHOUT WRITTEN PERMISSION			

REV	LOCATIONS	DESCRIPTION	DATE	REVISER	APPD
0		New Release	2/Mar		FRANK
1	见图示位置	增加两螺纹和碟形垫片	30/MAR		FRANK

BOM LIST

Item	Part name	Q'ty	Notes
①	摆杆与弹簧组件	2	
②	RF 90° DC 3pin公端组件	1	
③	M3一字圆头螺丝 	2	
④	M3六角螺母	4	
⑤	平口垫片	2	
⑥	支架	2	
⑦	公连接器组件	2	
⑧	M3十字圆头螺丝 	2	
⑨	碟形垫片 	2	



 THIRD ANGLE PROJECTION DESIGN UNITS Metric SCALE 5:1 SIZE A4	GENERAL TOLERANCES (UNLESS SPECIFIED)		APPROVE BY FRANK	DATE 10/JAN/22	PART NO. FDC0311-MOdB1GNK	ITEM NO. FDC0311	 Leader Of Industry
	X.X ±0.30	X.' ±5°	CHECKED BY CHERRY	DATE 10/JAN/22	TITLE Coaxial D-SUB connector 3W3 90° Angle male		
	X.XX ±0.15	X.XX' ±1°	DRAWN BY KATE	DATE 10/JAN/22	THIS DRAWING CONTAINS INFORMATION THAT IS PROPRIETARY TO TXGA INDUSTRIAL ELECTRONICS(S.Z)CO.,LTD AND SHOULD NOT BE USED WITHOUT WRITTEN PERMISSION		
	X.XXX ±0.10	X.XXX' ±0.5°					