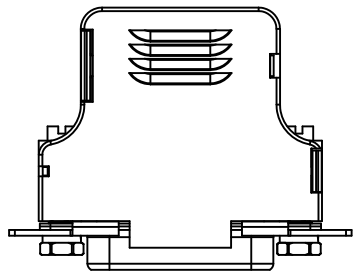


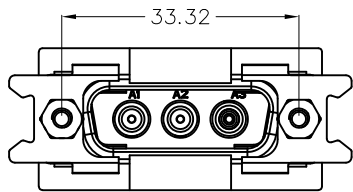
1 2 3 4 5 6 7 8

REV	LOCATIONS	DESCRIPTION	DATE	REVISER	APPD

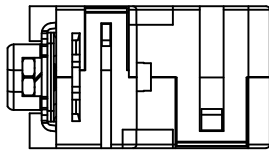
A



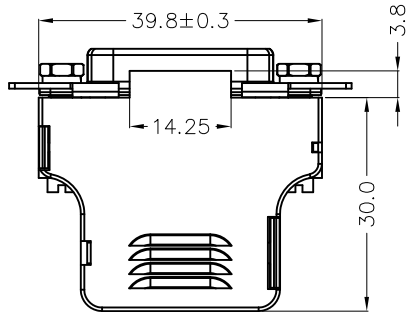
B



C



D



E

Ordering Information

FDC 03 12 - FO W S 1 XX XX K
 1 2 3 4 5 6 7 8 9 10

1 Category FDC-Coaxial D-SUB connector	2 Circuits 03-3W3	3 Distinction No. 12	4 Type FO-Fmale	5 Assembly Layout W-Soldering
6 Entry Angle S-180° Vertical	7 Plating 1-Gold plated	8 Thickness of Plating 03-3µ" 15-15µ" 30-30µ"	9 Color-Resin GN-Green BK-Black	10 Packaging K-Tray

F

BOM LIST			
Item	Part name	Q'ty	Notes
①	Resin hood	2	
②	DC 3pin female	1	
③	Lock Plate	2	
④	Metal Spacer	2	
⑤	4-40unc Nut	2	
⑥	Metal washer	2	
⑦	Shield case	1	
⑧	female connector	2	
⑨	RF female	1	

 THIRD ANGLE PROJECTION DESIGN UNITS Metric SCALE 5:1 SIZE A4	GENERAL TOLERANCES (UNLESS SPECIFIED)		APPROVE BY FRANK	DATE 10/JAN/22	PART NO. FDC0312-FOWS1330GNK	ITEM NO. FDC0312	 Leader Of Industry
	X. ±0.30	X.' ±5°	CHECKED BY CHERRY	DATE 10/JAN/22	TITLE Coaxial D-SUB Connectors 3W3 180° Vertical Cover		
	X.XX ±0.15	X.XX' ±1°	DRAWN BY KATE	DATE 10/JAN/22	THIS DRAWING CONTAINS INFORMATION THAT IS PROPRIETARY TO TXGA INDUSTRIAL ELECTRONICS(S.Z)CO.,LTD AND SHOULD NOT BE USED WITHOUT WRITTEN PERMISSION		
	X.XXX ±0.10	X.XXX' ±0.5°					

1 2 3 4 5 6 7 8

1

2

3

4

5

6

7

8

REV	LOCATIONS	DESCRIPTION	DATE	REVSER	APPD

A

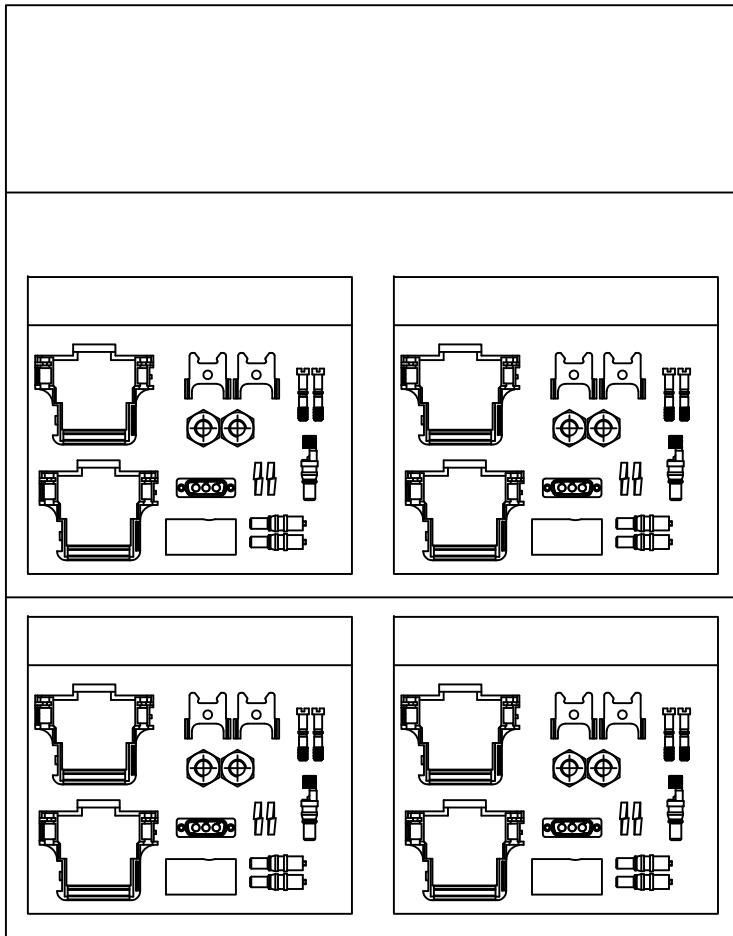
B

C

D

E

F



<p>THIRD ANGLE PROJECTION</p>	GENERAL TOLERANCES (UNLESS SPECIFIED)		APPROVE BY	DATE	PART NO.	ITEM NO.	<p>Leader Of Industry</p>	
	X. ±0.30	X.' ±5'	FRANK	10/JAN/22	FDC0312-FOWS1330GNK	FDC0312		
	DESIGN UNITS Metric		CHECKED BY	DATE	TITLE Coaxial D-SUB Connectors 3W3 180° Vertical Cover		REV 0	SHEET NO. 2/2
	X.X ±0.20	X.X' ±2'	CHERRY	10/JAN/22				
SCALE 5:1	SIZE A4	X.XX ±0.15	X.XX' ±1'	DRAWN BY	DATE	THIS DRAWING CONTAINS INFORMATION THAT IS PROPRIETARY TO TXGA INDUSTRIAL ELECTRONICS(S.Z)CO.,LTD AND SHOULD NOT BE USED WITHOUT WRITTEN PERMISSION		
		X.XXX ±0.10	X.XXX' ±0.5'	KATE	10/JAN/22			

1

2

3

4

5

6

7

8

A

B

C

D

E

F