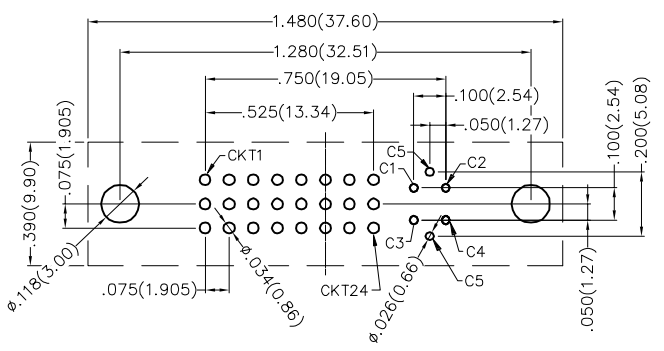
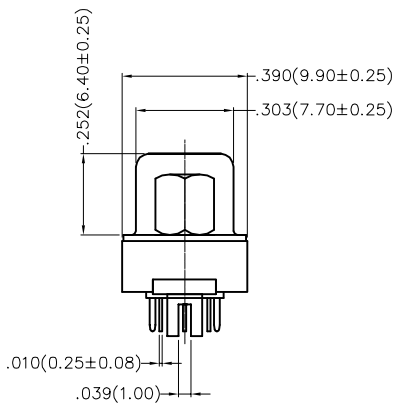
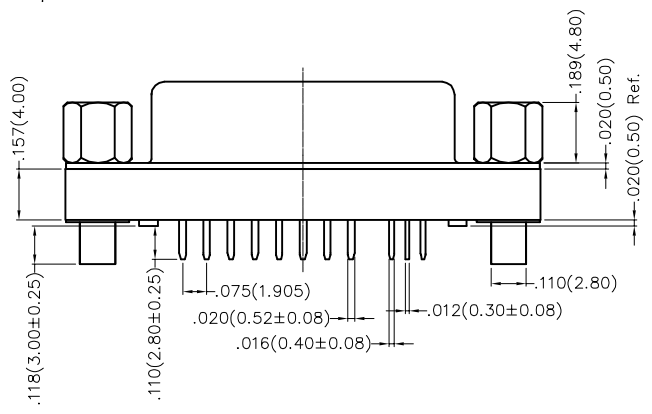
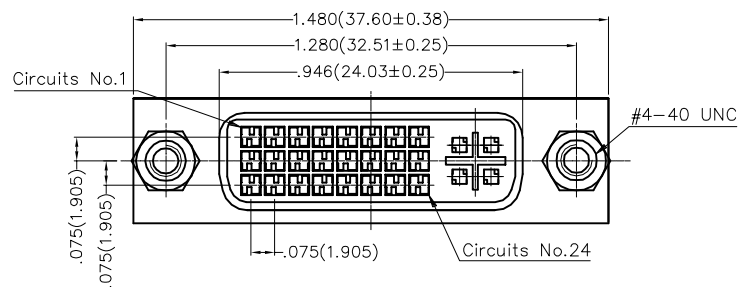


| REV | LOCATIONS | DESCRIPTION | DATE | REVISER | APPD |
|-----|-----------|--------------|-----------|---------|--------|
| 1 | △ | Size changes | 22/JUL/22 | MATT | CHERRY |

SPECIFICATIONS

Electrical
 Current Rating: 1.5A AC(rms)/DC
 Voltage Rating: 40V AC(rms)/DC
 Contact Resistance: 20 mΩ Max (Initial)
 Insulation Resistance: 1000 MΩ Min
 Withstanding Voltage: 500V AC r.m.s
 Temperature Range-Operating: -55°C~+85°C

Material and Plating
 Housing: PA66+30%GF (UL94V-0)
 Spacer: PBT UL94V-0. Color: Black
 Contact: Brass/ Selective gold in contact area, tin on tail
 Shell: Steel/ Nickel Plated
 Board Lock: Brass/ Tin Plated
 Screws: Steel/ Nickel Plated



Recommended P.C.Board Layout
 General Tolerances: ±0.05mm

Ordering Information

FDI 24 11 - FO D S 3 XX XX K
 1 2 3 4 5 6 7 8 9 10

| | | | | | | | | | | | |
|---|--|---|--|---|-------------------------------------|----|---------------------|---|--------------------------|---|--------------------------------|
| 1 | Category FDI-DVI | 2 | Circuits 24 | 3 | Distinction No. 11 | 4 | Type FO-Female | 5 | Assembly Layout D-DIP | 6 | Entry Angle S-180° Vertical |
| 7 | Plating 3-Selective gold on contact area, tin on tail | 8 | Thickness of Plating 01-1μ" 03-3μ" Custom plate available | 9 | Color-Resin K6-Black W1-White | 10 | Packaging K-Tray | | | | |

| | | | | | | | |
|-------------------------------|---------------------------------------|------------------|----------------------|-------------------|--|---------------------|---------------------------|
| <p>THIRD ANGLE PROJECTION</p> | GENERAL TOLERANCES (UNLESS SPECIFIED) | | APPROVE BY FRANK | DATE 15/FEB/17 | PART NO. FDI2411-FODS3XXXXK | ITEM NO. FDI2411 | <p>Leader Of Industry</p> |
| | X.±.012(0.30) | X'.±5' | CHECKED BY CHERRY | DATE 15/FEB/17 | TITLE DVI FEMALE(24+5) 180° Vertical(DIP) | | |
| DESIGN UNITS Inch (metric) | X.X±.008(0.20) | X'.±2' | DRAWN BY KATE | DATE 15/FEB/17 | THIS DRAWING CONTAINS INFORMATION THAT IS PROPRIETARY TO TXGA INDUSTRIAL ELECTRONICS(S.Z)CO.,LTD AND SHOULD NOT BE USED WITHOUT WRITTEN PERMISSION | | |
| SCALE 5:1 | SIZE A4 | X.XX±.006(0.15) | | | | | |
| | | X.XXX±.004(0.10) | | | | | |