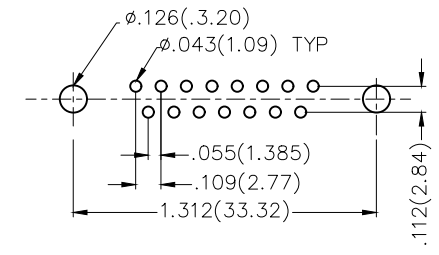
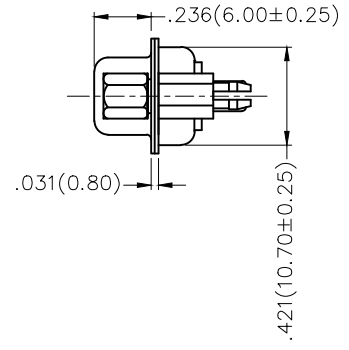
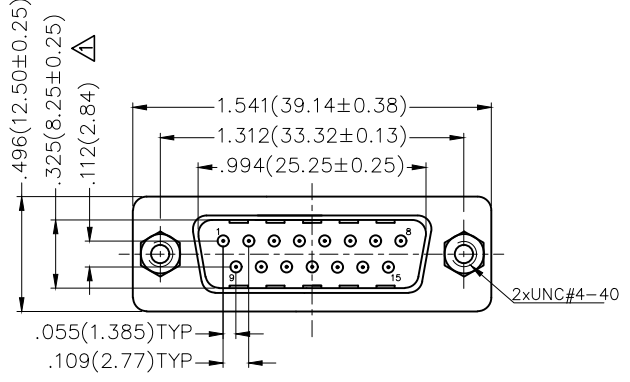
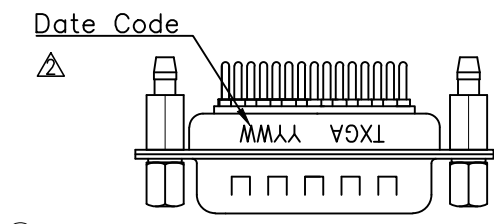
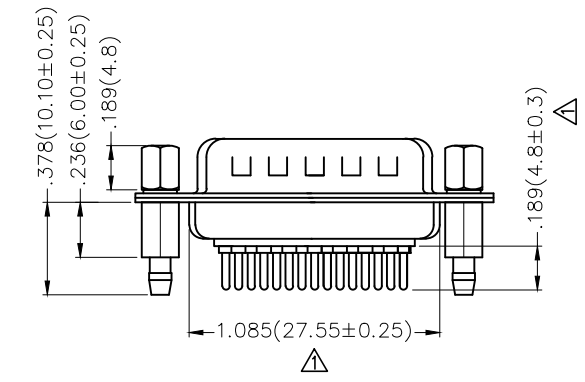


REV	LOCATIONS	DESCRIPTION	DATE	REVISER	APPD
1	△	Size changes	28/JUN/21	KATE	CHERRY
2	△	Add marking code	13/Jan/25	NICK	LEO



Recommended P.C.Board Layout



Materials And Finish
 Shell: Spcc Material, Front Nickel Plated 80µ" Min
 Back Shell: SPCC, Tin Plated 100µ" Min
 Insulator: Glass Filled Thermoplastic, UL 94V-0
 Contact Material: Brass /Gold Plated
Electrical Characteristic
 Current Rating: 7.5A
 Voltage Rating: 300V
 Contact Resistance: 5mΩ Max
 Dielectric Withstanding Voltage :1000V AC r.m.s
 Insulation Resistance: 5000 MΩ Min.
 Temperature Range-Operating: -55°C ~ +105°C

Ordering Information

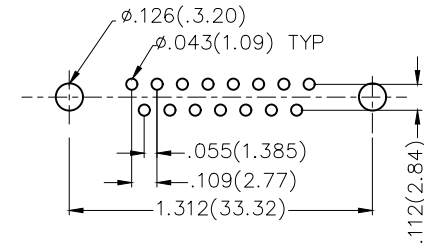
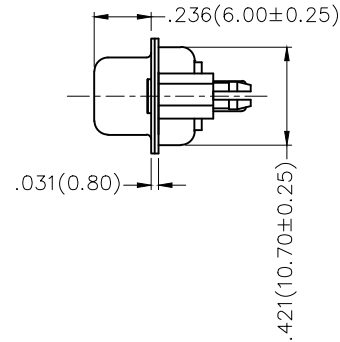
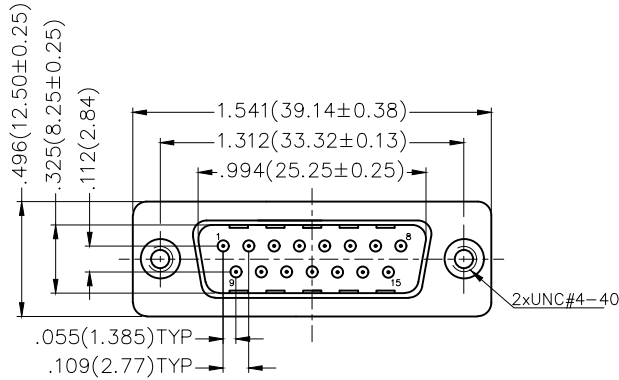
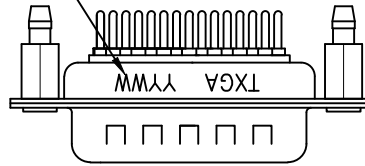
FDM 15 04 — MO D S 1 XX XX X
 1 2 3 4 5 6 7 8 9 10

1 Category	2 Circuits	3 Distinction No.	4 Type	5 Assembly Layout
FDM-Machined pin D-SUB connector	15	04	MO-Male	D-DIP
6 Entry Angle	7 Plating	8 Thickness of Plating	9 Color-Resin	10 Packaging
S-180° Vertical	1-Gold Plated	01-1µ" 03-3µ" Custom plate available	W1-White K6-Black	K-Tray L-Tube

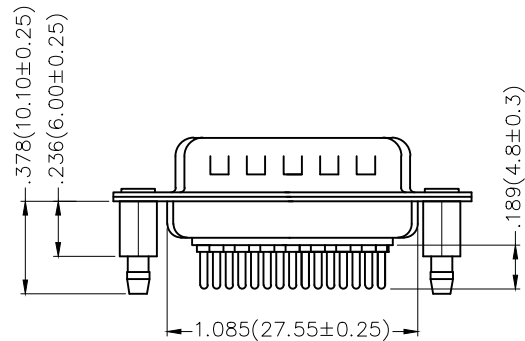
 THIRD ANGLE PROJECTION	GENERAL TOLERANCES (UNLESS SPECIFIED)		APPROVE BY	DATE	PART NO.	ITEM NO.	 Leader Of Industry
	X.±.012(0.30)	X.±5'	FRANK	23/JUL/13	FDM1504-MODS1XXXXX	FDM1504	
DESIGN UNITS Inch (metric)	X.X±.008(0.20)	.X'±2'	CHECKED BY	DATE	TITLE		REV 2 SHEET NO. 1/1
SCALE 5:1	X.XX±.006(0.15)	.XX'±1'	CHERRY	23/JUL/13	Machined pin D-SUB connector 180° Vertical Male		
SIZE A4	X.XXX±.004(0.10)	.XXX'±0.5'	DRAWN BY	DATE	THIS DRAWING CONTAINS INFORMATION THAT IS PROPRIETARY TO TXGA INDUSTRIAL ELECTRONICS(S.Z)CO.,LTD AND SHOULD NOT BE USED WITHOUT WRITTEN PERMISSION		
			JACOB	23/JUL/13			

REV	LOCATIONS	DESCRIPTION	DATE	REVISER	APPD

Date Code



Recommended P.C.Board Layout



Ordering Information

FDM 15 04 — MO D S 1 XX XX X A
 1 2 3 4 5 6 7 8 9 10 11

1	Category	2	Circuits	3	Distinction No.	4	Type	5	Assembly Layout		
	FDM—Machined pin D—SUB connector		15		04		MO—Male		D—DIP		
6	Entry Angle	7	Plating	8	Thickness of Plating	9	Color—Resin	10	Packaging	11	Type
	S—180° Vertical		1—Gold Plated		01—1μ" 03—3μ" Custom plate available		W1—White K6—Black		K—Tray L—Tube		A—A Type

Materials And Finish

Shell: Spcc Material, Front Nickel Plated 80μ" Min
 Back Shell: SPCC, Tin Plated 100μ" Min
 Insulator: Glass Filled Thermoplastic, UL 94V-0
 Contact Material: Brass /Gold Plated
 Electrical Characteristic
 Current Rating: 7.5A
 Voltage Rating: 300V
 Contact Resistance: 5mΩ Max
 Dielectric Withstanding Voltage :1000V AC r.m.s
 Insulation Resistance: 5000 MΩ Min.
 Temperature Range—Operating: -55°C ~ +105°C

 THIRD ANGLE PROJECTION	GENERAL TOLERANCES (UNLESS SPECIFIED)		APPROVE BY	DATE	PART NO.	ITEM NO.	 Leader Of Industry
	X.±.012(0.30)	X.±5'	FRANK	23/JUL/13	FDM1504—MODS1XXXXXA	FDM1504	
DESIGN UNITS Inch (metric)	X.X±.008(0.20)	.X'±2'	CHECKED BY	DATE	TITLE		REV 0 SHEET NO. 1/1
SCALE 5:1	X.XX±.006(0.15)	.XX'±1'	CHERRY	23/JUL/13	Machined pin D—SUB connector 180° Vertical Male		
SIZE A4	X.XXX±.004(0.10)	.XXX'±0.5'	DRAWN BY	DATE	THIS DRAWING CONTAINS INFORMATION THAT IS PROPRIETARY TO TXGA INDUSTRIAL ELECTRONICS(S.Z)CO.,LTD AND SHOULD NOT BE USED WITHOUT WRITTEN PERMISSION		
			JACOB	23/JUL/13			