REV	LOCATIONS	DESCRIPTION	DATE	REVISER	APPD
1	1	1. Structure change 2. Size changes	07/JUN/21	KATE	CHERRY

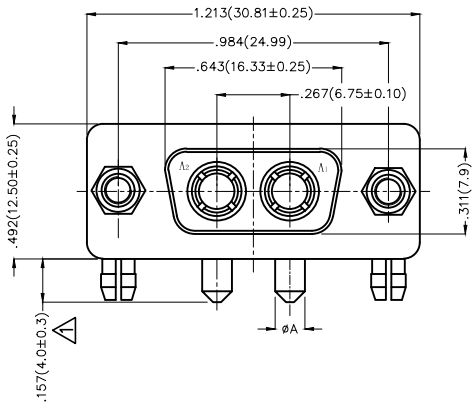

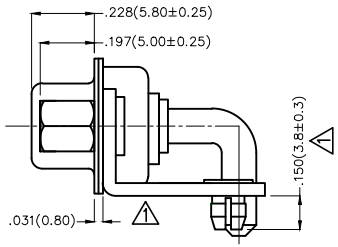

SPECIFICATIONS

Electrical Characteristic
- Current Rating: 10 to 40A (Power contacts)
- Voltage Rating: 300V
- Contact Resistance: 5mΩ Max.
- Insulation Resistance: 5000 MΩ Min.
- Dielectric Withstanding Voltage: 1000V AC r.m.s Min
- Temperature Range–Operating: −55°C ~ +105°C

Material and plating
- Shell: Steel, Nickel Plated 80μ" Min
- Back Shell: Steel, Tin Plated 100μ" Min
- Insulator: Glass Filled Thermoplastic (UL 94V–0)
- Power Contacts: Brass/ Gold Plated

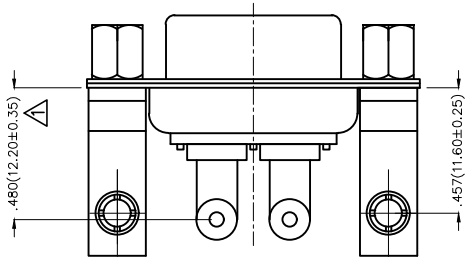

Type	Part NO.	øA	PCB. øB	Current Rating(A)
A	FDP0209–F0DB1XXK6KA	.067(1.70)	.079(2.00)	10
B	FDP0209–F0DB1XXK6KB	.108(2.75)	.118(3.00)	20
C	FDP0209–F0DB1XXK6KC	.130(3.30)	.142(3.60)	30
D	FDP0209–F0DB1XXK6KD	.150(3.80)	.161(4.10)	40

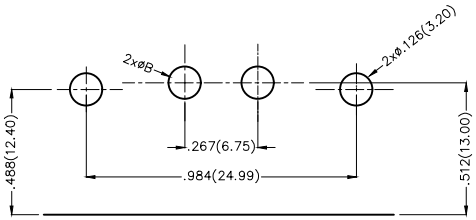

Recommended P.C.Board Layout

Ordering Information

FDP 02 09 — F0 D B 1 XX K6 K X

1 2 3 4 5 6 7 8 9 10 11

1	Category	2	Circuits	3	Distinction No.	4	Type	5	Assembly Layout	6	Entry Angle	7	Plating	8	Thickness of Plating
	FDP–Hight current D–SUB connector		02–2W2		09		F0–Female		D–DIP		B–90° Angle		1–Gold Plated		03–3μ" 15–15μ" Custom Plate Available

9	Color–Resin	10	Packaging	11	Distinction Type
	K6–Black		K–Tray		A–Type A B–Type B C–Type C D–Type D

THIRD ANGLE PROJECTION		GENERAL TOLERANCES (UNLESS SPECIFIED)		APPROVE BY FRANK	DATE 19/JUL/13	PART NO. FDP0209–F0DB1XXK6KX	ITEM NO. FDP0209–F
DESIGN UNITS Inch (metric)		X.±.012(0.30)	X.°±5°	CHECKED BY CHERRY	DATE 19/JUL/13	TITLE Hight current D–SUB connector 2W2 90° Angle Female	TXGA Leader Of Industry
		X.X±.008(0.20)	.X°±2°				REV 1 / SHEET NO. 1/1
SCALE 5:1	SIZE A4	X.XX±.006(0.15)	.XX°±1°	DRAWN BY JACOB	DATE 19/JUL/13		
		X.XXX±.004(0.10)	.XXX°±0.5°				

THIS DRAWING CONTAINS INFORMATION THAT IS PROPRIETARY TO TXGA INDUSTRIAL ELECTRONICS(S.Z)CO.,LTD AND SHOULD NOT BE USED WITHOUT WRITTEN PERMISSION