

| REV | LOCATIONS | DESCRIPTION | DATE | REVISER | APPD |
|-----|-----------|-------------|------|---------|------|
| | | | | | |

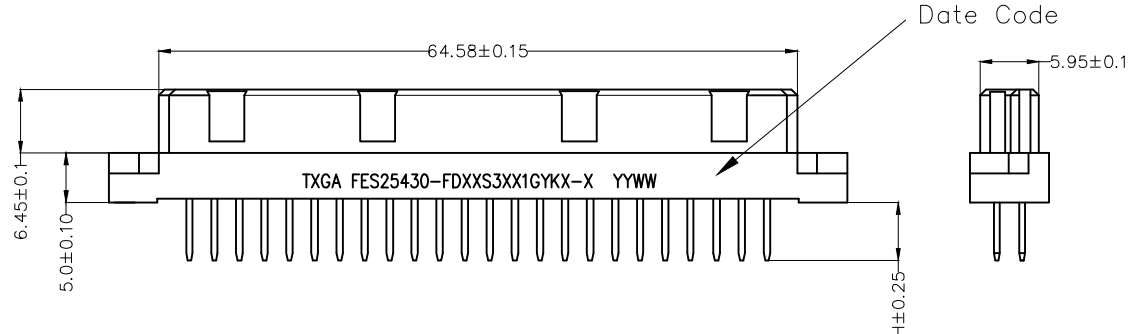
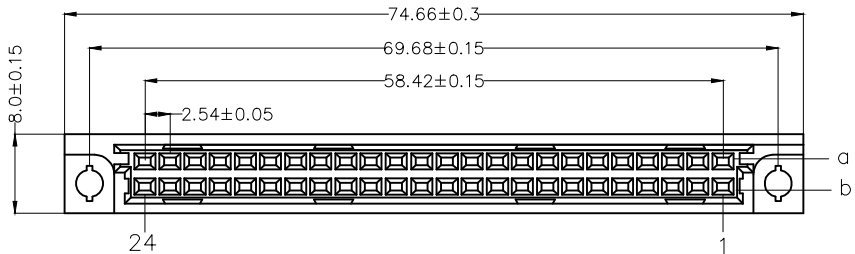
SPECIFICATIONS

Electrical

Current Rating: 2A AC(rms)/DC
 Contact Resistance: 20 mΩ Max.
 Insulation Resistance: 1000 MΩ Min.
 Withstanding Voltage: 1000V AC r.m.s
 Temperature Range-Operating: -55°C~+105°C

Material and Plating

Housing: PBT (UL 94V-0)
 Contacts: Brass/ Selective gold on contact area,
 Matte-tin on tail

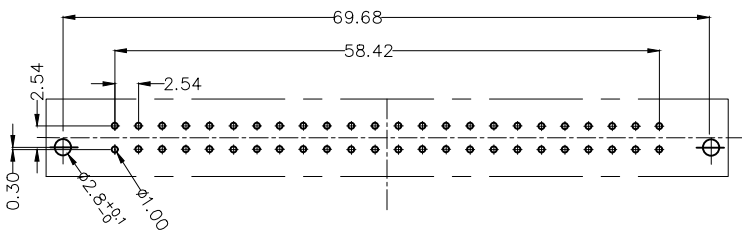


| Code | No. of Contacts | Contact Arrangement |
|------|-----------------|---------------------|
| A | 48 | |
| B | 24 | |
| C | 24 | |

Ordering Information

FES 254 30 - F D XX S 3 XX 1 GY K X-X
 1 2 3 4 5 6 7 8 9 10 11 12 13 14

| | | | | | | |
|---|---|----------------------------|---------------------------|------------------------------|------------------------------|------------------------------------|
| 1 Category FES-European style socket | 2 Series Number 254-Pitch2.54mm | 3 Distinction No. 30 | 4 Type F-Female | 5 Row Option D-Double row | 6 Circuits XX | 7 Entry Angle S-180° Vertical |
| 8 Plating 3-Gold on contact Matte-tin on tail 4-Gold on contact tin on tail | 9 Thickness of Gold Plating 01-1μ" 10-10μ" 15-15μ" Custom plate available | 10 Material-Resin 1-PBT | 11 Color-Resin GY-Grey | 12 Packaging K-Tray | 13 Code A-A B-B C-C | 14 Type H=2.50mm-A H=4.0mm-B |



Recommended P.C.Board Layout
 General Tolerances: ±0.05mm

| | | | | | |
|--|---|-----------------------------------|--|--|-------------------------------------|
| THIRD ANGLE PROJECTION DESIGN UNITS METRIC SCALE 5:1 SIZE A4 | GENERAL TOLERANCES (UNLESS SPECIFIED) X. ±0.30 X.* ±5° X.X ±0.20 X.X* ±2° X.XX ±0.15 X.XX* ±1° X.XXX ±0.10 X.XXX* ±0.5° | | APPROVE BY LEO DATE 14/FEB/23 | PART NO. FES25430-FDXXS3XX1GYKX-X ITEM NO. FES25430 | Building Technology Cornerstone |
| | CHECKED BY GISELLE DATE 14/FEB/23 | DRAWN BY CHERRY DATE 14/FEB/23 | TITLE European style socket Pitch 2.54mm Vertical(180°)(Female) | REV 0 SHEET NO. 1/1 | |
| THIS DRAWING CONTAINS INFORMATION THAT IS PROPRIETARY TO TXGA INDUSTRIAL ELECTRONICS(S.Z)CO.,LTD AND SHOULD NOT BE USED WITHOUT WRITTEN PERMISSION | | | | | |