

REV	LOCATIONS	DESCRIPTION	DATE	REVISER	APPD

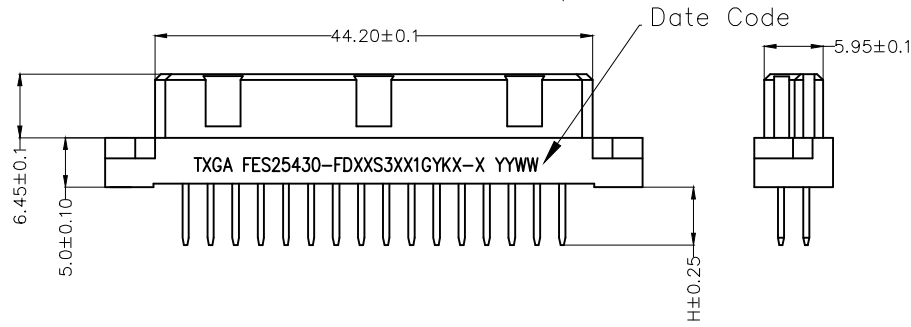
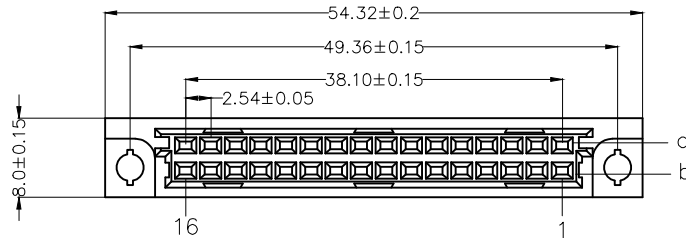
SPECIFICATIONS

Electrical

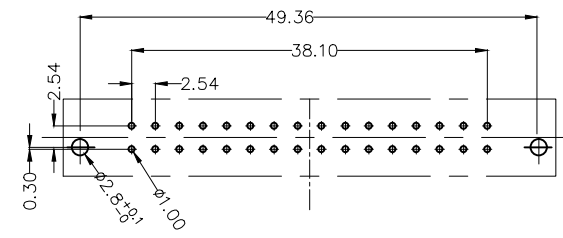
Current Rating: 2A AC(rms)/DC
 Contact Resistance: 20 mΩ Max.
 Insulation Resistance: 1000 MΩ Min.
 Withstanding Voltage: 1000V AC r.m.s
 Temperature Range-Operating: -55°C~+105°C

Material and Plating

Housing: PBT (UL 94V-0)
 Contacts: Brass/ Selective gold on contact area,
 Matte-tin on tail



Code	No. of Contacts	Contact Arrangement
A	32	
B	16	
C	16	



Recommended P.C.Board Layout
 General Tolerances: ±0.05mm

Ordering Information

FES 254 30 - F D XX S 3 XX 1 GY K X-X
 1 2 3 4 5 6 7 8 9 10 11 12 13 14

1 Category FES-European style socket	2 Series Number 254-Pitch2.54mm	3 Distinction No. 30	4 Type F-Female	5 Row Option D-Double row	6 Circuits XX	7 Entry Angle S-180° Vertical
8 Plating 3-Gold on contact Matte-tin on tail	9 Thickness of Gold Plating 01-1μ" 10-10μ" 15-15μ" Custom plate available	10 Material-Resin 1-PBT	11 Color-Resin GY-Grey	12 Packaging K-Tray	13 Code A-A B-B C-C	14 Type H=2.50mm-B H=4.0mm-B

 THIRD ANGLE PROJECTION DESIGN UNITS METRIC SCALE 5:1 SIZE A4	GENERAL TOLERANCES (UNLESS SPECIFIED)		APPROVE BY LEO	DATE 14/FEB/23	PART NO. FES25430-FDXXS3XX1GYKX-X	ITEM NO. FES25430	 Building Technology Cornerstone
	X. ±0.30	X.* ±5°	CHECKED BY GISELLE	DATE 14/FEB/23	TITLE European style socket Pitch 2.54mm 90° Angle(Female)		
	X.X ±0.20	X.X* ±2°	DRAWN BY CHERRY	DATE 14/FEB/23	THIS DRAWING CONTAINS INFORMATION THAT IS PROPRIETARY TO TXGA INDUSTRIAL ELECTRONICS(S.Z)CO.,LTD AND SHOULD NOT BE USED WITHOUT WRITTEN PERMISSION		