REV	LOCATIONS	DESCRIPTION	DATE	REVISER	APPD

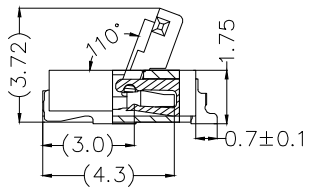

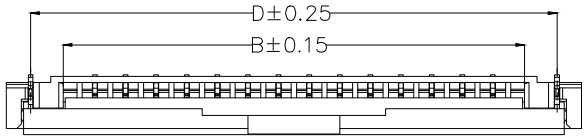

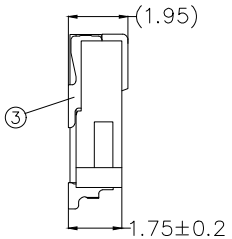

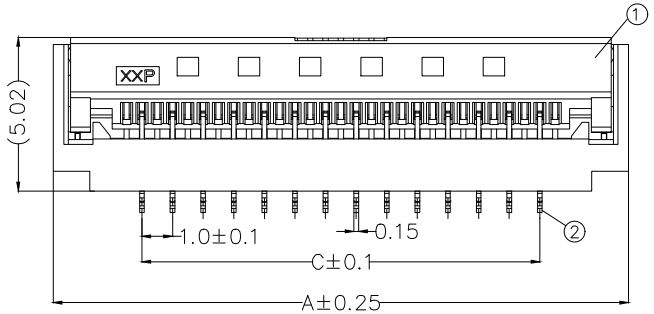

SPECIFICATIONS

Electrical

Current Rating: 0.5A AC(rms)/DC
Voltage Rating: 50V AC(rms)/DC
Contact Resistance: 50 mΩ Max
Insulation Resistance: 500 MΩ MIN
Withstanding Voltage: 200V AC r.m.s
Temperature Range–Operating: –40°C~+105°C

Material

①Housing: LCP (UL94V–0),Natural(Actuator: Black)
②Terminal: Copper Alloy/Gold plated on contact area and solder area, nickel under plated overall
③Stopper: Copper Alloy/Tin–Plated

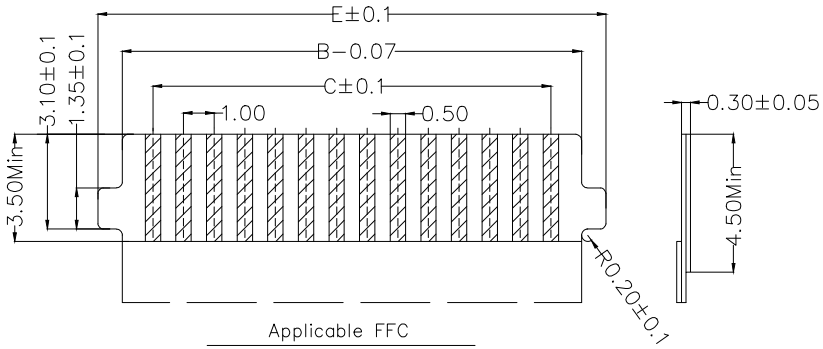

Applicable FFC

Tolerances: ±0.05

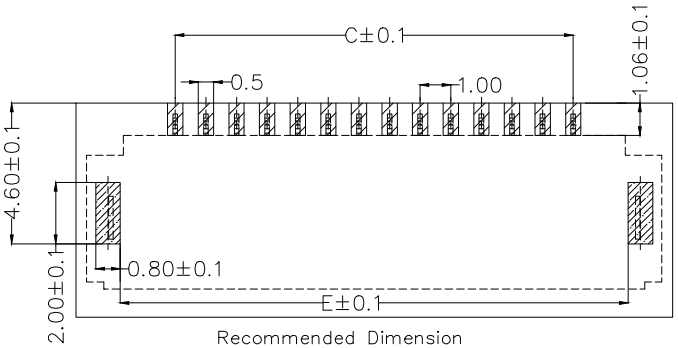

Recommended Dimension

General tolerances: ±0.05

Ordering Information

FFC	100	70	—	XX	S	B	B	1	1	3	NA	M
1	2	3		4	5	6	7	8	9	10	11	12

1	Category	2	Series Number	3	Distinction No.	4	Circuits	5	Assemble Layout	6	Entry Angle	
	FFC–FPC		100–Pitch1.00mm		70		XX		S–SMT		B–90° Angle	
7	Contact Position	8	ZIF	9	Plating	10	Material–Resin	11	Color–Resin	12	Packaging	
	B–Bottom contact		1–ZIF		1–Gold Plated		3–LCP		NA–Natural (Actuator: Black)		M–Reel	

THIRD ANGLE PROJECTION	GENERAL TOLERANCES (UNLESS SPECIFIED)		APPROVE BY LEO	DATE 28/Oct/24	PART NO. FFC10070–XXSBB113NAM / ITEM NO. FFC10070
DESIGN UNITS METRIC	X. ±0.30	X.° ±5°	CHECKED BY GISELLE	DATE 28/Oct/24	TITLE FPC/FFC Connector 1.00mm Bottom contact SMT
SCALE 5:1 / SIZE A4	X.X ±0.20	X.X° ±2°			REV 0 / SHEET NO. 1/3
	X.XX ±0.15	X.XX° ±1°	DRAWN BY NICK	DATE 28/Oct/24	
	X.XXX ±0.10	X.XXX° ±0.5°			

TXGA Building Technology Cornerstone

THIS DRAWING CONTAINS INFORMATION THAT IS PROPRIETARY TO TXGA INDUSTRIAL ELECTRONICS(S.Z)CO.,LTD AND SHOULD NOT BE USED WITHOUT WRITTEN PERMISSION

REV	LOCATIONS	DESCRIPTION	DATE	REVISER	APPD

Circuits (n)	Part NO.	Dimensions				
		A	B	C	D	E
~~3~~	~~FFC10070-03SBB113NAM~~	~~7.80~~	~~4.07~~	~~2.00~~	~~6.20~~	~~5.60~~
4	FFC10070-04SBB113NAM	8.80	5.07	3.00	7.20	6.60
5	FFC10070-05SBB113NAM	9.80	6.07	4.00	8.20	7.60
6	FFC10070-06SBB113NAM	10.80	7.07	5.00	9.20	8.60
8	FFC10070-08SBB113NAM	12.80	9.07	7.00	11.20	10.60
9	FFC10070-09SBB113NAM	13.80	10.07	8.00	12.20	11.60
10	FFC10070-10SBB113NAM	14.80	11.07	9.00	13.20	12.60
11	FFC10070-11SBB113NAM	15.80	12.07	10.00	14.20	13.60
12	FFC10070-12SBB113NAM	16.80	13.07	11.00	15.20	14.60
14	FFC10070-14SBB113NAM	18.80	15.07	13.00	17.20	16.60
15	FFC10070-15SBB113NAM	19.80	16.07	14.00	18.20	17.60
18	FFC10070-18SBB113NAM	22.80	19.07	17.00	21.20	20.60
20	FFC10070-20SBB113NAM	24.80	21.07	19.00	23.20	22.60
21	FFC10070-21SBB113NAM	25.80	22.07	20.00	24.20	23.60
22	FFC10070-22SBB113NAM	26.80	23.07	21.00	25.20	24.60
25	FFC10070-25SBB113NAM	29.80	26.07	24.00	28.20	27.60
26	FFC10070-26SBB113NAM	30.80	27.07	25.00	29.20	28.60
27	FFC10070-27SBB113NAM	31.80	28.07	26.00	30.20	29.60
28	FFC10070-28SBB113NAM	32.80	29.07	27.00	31.20	30.60
30	FFC10070-30SBB113NAM	34.80	31.07	29.00	33.20	32.60
32	FFC10070-32SBB113NAM	36.80	33.07	31.00	35.20	34.60
34	FFC10070-34SBB113NAM	38.80	35.07	33.00	37.20	36.60

THIRD ANGLE PROJECTION

DESIGN UNITS METRIC

SCALE 5:1 SIZE A4

GENERAL TOLERANCES (UNLESS SPECIFIED)

X. ±0.30	X.° ±5°
X.X ±0.20	X.X° ±2°
X.XX ±0.15	X.XX° ±1°
X.XXX ±0.10	X.XXX° ±0.5°

APPROVE BY	LEO	DATE 28/Oct/24
CHECKED BY	GISELLE	DATE 28/Oct/24
DRAWN BY	NICK	DATE 28/Oct/24

PART NO. FFC10070-XXSBB113BKM

ITEM NO. FFC10070

TITLE FPC/FFC Connector 1.00mm Bottom contact SMT

TXGA Building Technology Cornerstone

REV 0

SHEET NO. 2/3

THIS DRAWING CONTAINS INFORMATION THAT IS PROPRIETARY TO TXGA INDUSTRIAL ELECTRONICS(S.Z)CO.,LTD AND SHOULD NOT BE USED WITHOUT WRITTEN PERMISSION

REV	LOCATIONS	DESCRIPTION	DATE	REVISER	APPD

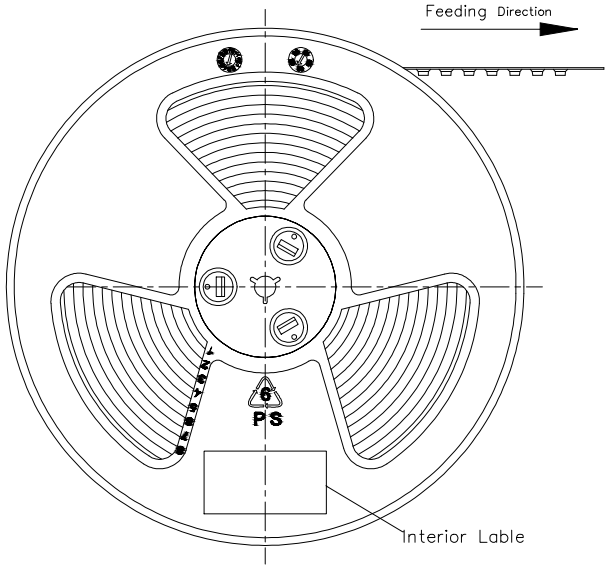

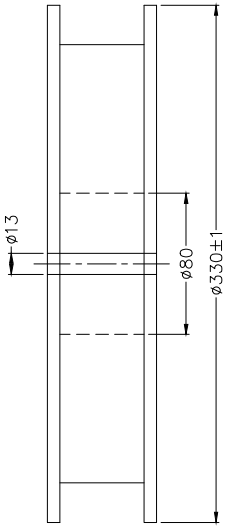

Note:

1. 10 sprocket hole cumulative tolerance±0.2
2. Carrier camber is within 1.0mm in 250mm
3. Material: Black Conductive polystyrene Alloy 100% recyclable
4. All dimensions meet EIA-481-3 requirements
5. Peel off force of cover tape&carrier tape: 20g~130g(0.2N~1.3N)
6. Component load per 13" reel: 2500 pcs

Circuits (n)	Dimensions(mm)			PCS/RELL
	A	B	C	
3~4	16.00	7.50	——	35000/14
5~12	24.00	11.50	——	25000/10
13~17	32.00	14.20	28.40	20000/8
18~28	44.00	20.20	40.40	15000/6
30~34	56.00	26.20	52.40	10000/4

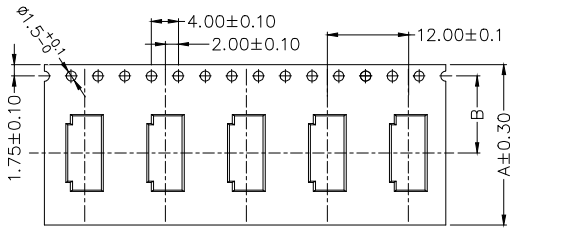

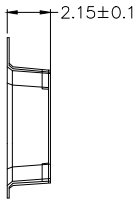

Circuits: 3-12

Feeding Direction

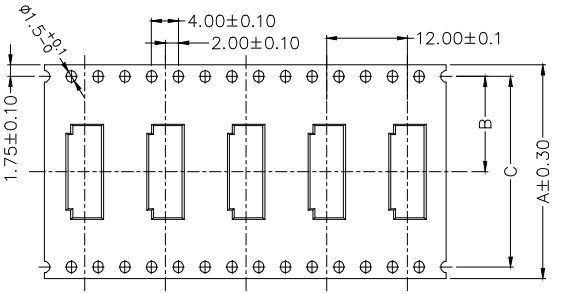

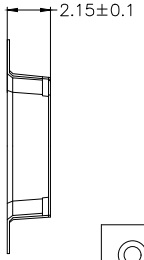

Circuits: 13~34

Feeding Direction

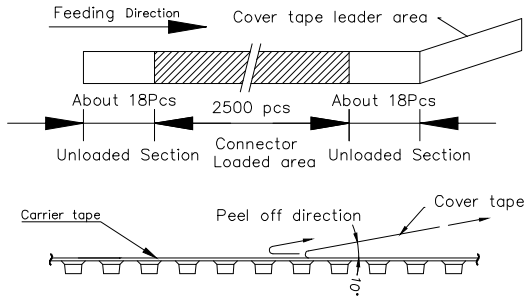

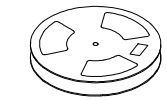

2500 pcs/reel

PE Bag

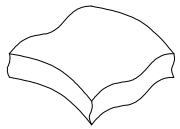

Drying agent/pcs

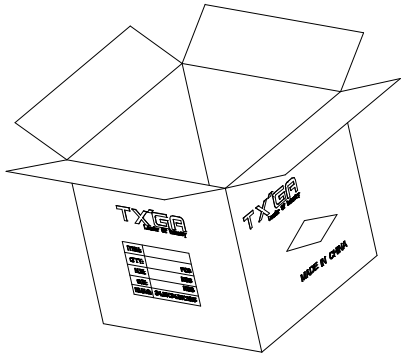

THIRD ANGLE PROJECTION	GENERAL TOLERANCES (UNLESS SPECIFIED)		APPROVE BY LEO	DATE 28/Oct/24	PART NO. FFC10070-XXSBB113BKM / ITEM NO. FFC10070
DESIGN UNITS METRIC	X. ±0.30	X.° ±5°	CHECKED BY GISELLE	DATE 28/Oct/24	TITLE FPC/FFC Connector 1.00mm Bottom contact SMT
SCALE 5:1 / SIZE A4	X.X ±0.20	X.X° ±2°			REV 0 / SHEET NO. 3/3
	X.XX ±0.15	X.XX° ±1°	DRAWN BY NICK	DATE 28/Oct/24	
	X.XXX ±0.10	X.XXX° ±0.5°			

TXGA Building Technology Cornerstone

THIS DRAWING CONTAINS INFORMATION THAT IS PROPRIETARY TO TXGA INDUSTRIAL ELECTRONICS(S.Z)CO.,LTD AND SHOULD NOT BE USED WITHOUT WRITTEN PERMISSION