REV	LOCATIONS	DESCRIPTION	DATE	REVISER	APPD

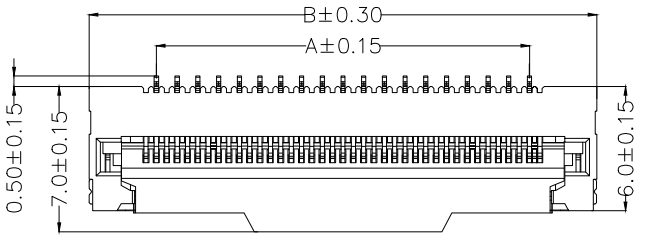

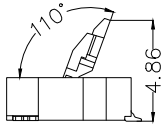

SPECIFICATIONS
Electrical
Current Rating: 0.5A AC(rms)/DC
Voltage Rating: 50V AC(rms)/DC
Contact Resistance: 30 mΩ Max
Insulation Resistance: 100 MΩ MIN
Withstanding Voltage: 500V AC r.m.s
Temperature Range–Operating: –40°C~+105°C
Material
Housing: LCP (UL94V–0),Natural(Actuator: Black)
Terminal: Phosphor bronze/Gold plated on contact area and solder area, nickel under plated overall
Stopper: Phosphor bronze/Tin–Plated

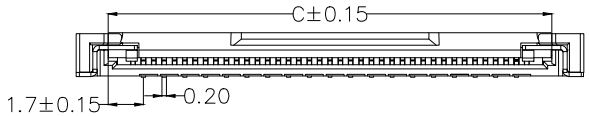

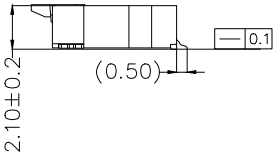

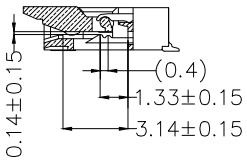

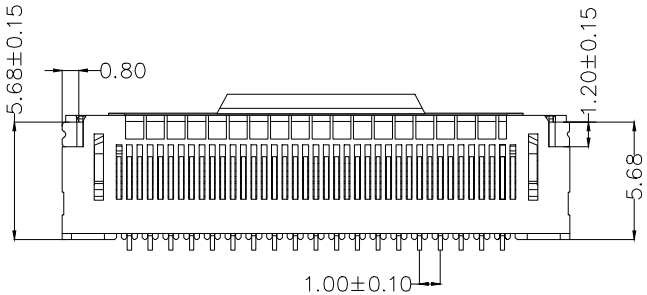

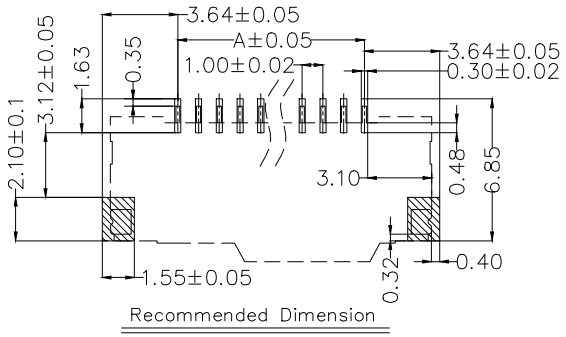

Recommended Dimension

General tolerances: ±0.05

Ordering Information

FFC	100	71	—	XX	S	B	B	1	1	3	NA	M
1	2	3		4	5	6	7	8	9	10	11	12

	1	2	3	4	5	6
	Category	Series Number	Distinction No.	Circuits	Assemble Layout	Entry Angle
	FFC–FPC	100–Pitch1.00mm	71	XX	S–SMT	B–90° Angle

	7	8	9	10	11	12
	Contact Position	ZIF	Plating	Material–Resin	Color–Resin	Packaging
	B–Bottom contact	1–ZIF	1–Gold Plated	3–LCP	NA–Natural (Actuator: Black)	M–Reel

THIRD ANGLE PROJECTION	GENERAL TOLERANCES (UNLESS SPECIFIED)		APPROVE BY LEO	DATE 28/Oct/24	PART NO. FFC10071–XXSBB113NAM / ITEM NO. FFC10071
DESIGN UNITS METRIC	X. ±0.30	X.° ±5°	CHECKED BY GISELLE	DATE 28/Oct/24	TITLE FPC/FFC Connector 1.00mm Bottom contact SMT
SCALE 5:1 / SIZE A4	X.X ±0.20	X.X° ±2°			REV 0 / SHEET NO. 1/3
	X.XX ±0.15	X.XX° ±1°	DRAWN BY NICK	DATE 28/Oct/24	
	X.XXX ±0.10	X.XXX° ±0.5°			

TXGA Building Technology Cornerstone

THIS DRAWING CONTAINS INFORMATION THAT IS PROPRIETARY TO TXGA INDUSTRIAL ELECTRONICS(S.Z)CO.,LTD AND SHOULD NOT BE USED WITHOUT WRITTEN PERMISSION

REV	LOCATIONS	DESCRIPTION	DATE	REVISER	APPD

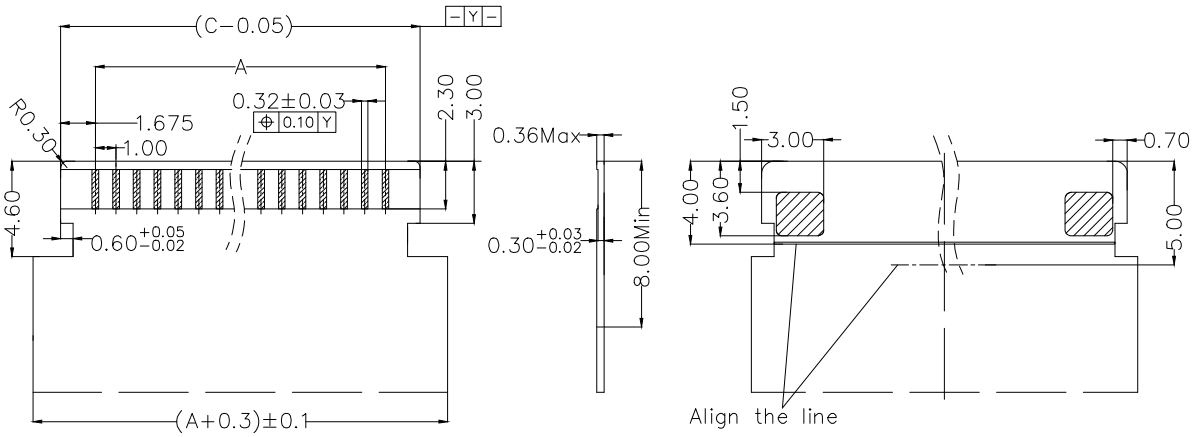

Applicable FFC

Tolerances: ±0.05

Circuits (n)	Part NO.	Dimensions		
		A	B	C
8	FFC10071-08SBB113NAM	7.00	13.50	10.40
9	FFC10071-09SBB113NAM	8.00	14.50	11.40
10	FFC10071-10SBB113NAM	9.00	15.50	12.40
12	FFC10071-12SBB113NAM	11.00	17.50	14.40
14	FFC10071-14SBB113NAM	13.00	19.50	16.40
16	FFC10071-16SBB113NAM	15.00	21.50	18.40
20	FFC10071-20SBB113NAM	19.00	25.50	22.40
25	FFC10071-25SBB113NAM	24.00	30.50	27.40

THIRD ANGLE PROJECTION

DESIGN UNITS METRIC

SCALE 5:1 | SIZE A4

GENERAL TOLERANCES (UNLESS SPECIFIED)

X. ±0.30	X.° ±5°
X.X ±0.20	X.X° ±2°
X.XX ±0.15	X.XX° ±1°
X.XXX ±0.10	X.XXX° ±0.5°

APPROVE BY	LEO	DATE 28/Oct/24
CHECKED BY	GISELLE	DATE 28/Oct/24
DRAWN BY	NICK	DATE 28/Oct/24

PART NO. FFC10071-XXSBB113NAM

ITEM NO. FFC10071

TITLE FPC/FFC Connector 1.00mm Bottom contact SMT

TXGA Building Technology Cornerstone

REV 0 | SHEET NO. 2/3

THIS DRAWING CONTAINS INFORMATION THAT IS PROPRIETARY TO TXGA INDUSTRIAL ELECTRONICS(S.Z)CO.,LTD AND SHOULD NOT BE USED WITHOUT WRITTEN PERMISSION

REV	LOCATIONS	DESCRIPTION	DATE	REVISER	APPD

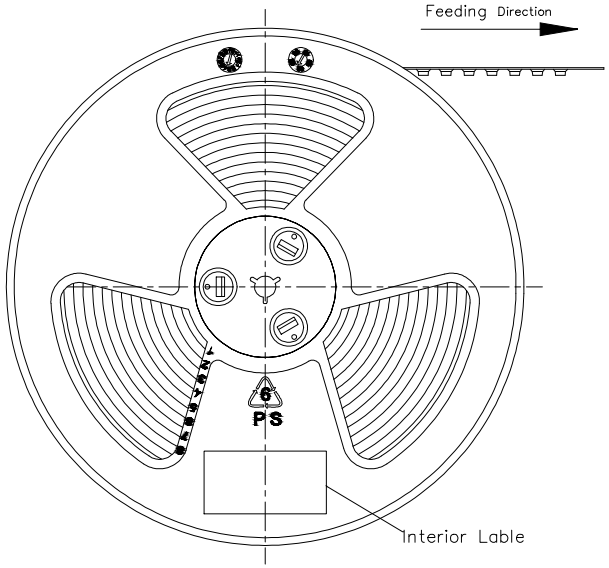

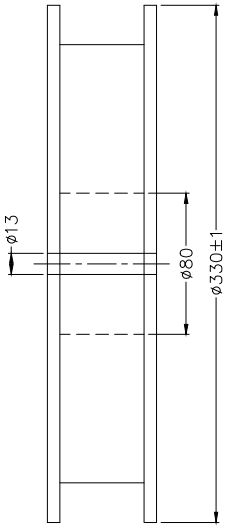

Note:

1. 10 sprocket hole cumulative tolerance±0.2
2. Carrier camber is within 1.0mm in 250mm
3. Material: Black Conductive polystyrene Alloy 100% recyclable
4. All dimensions meet EIA-481-3 requirements
5. Peel off force of cover tape&carrier tape: 20g~130g(0.2N~1.3N)
6. Component load per 13" reel: 2000 pcs

Circuits (n)	Dimensions(mm)			PCS/RELL
	A	B	C	
8~10	24.00	11.50	——	20000/10
11~14	32.00	14.20	28.40	16000/8
16~25	44.00	20.20	40.40	12000/6

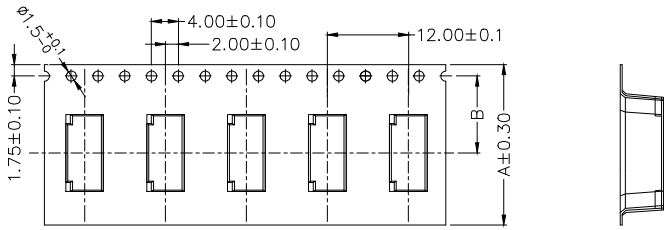

Circuits: 8-10

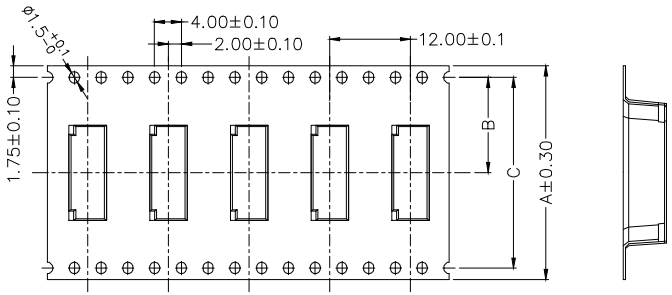

Circuits: 11~25

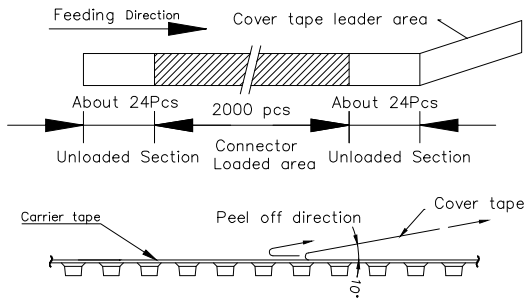

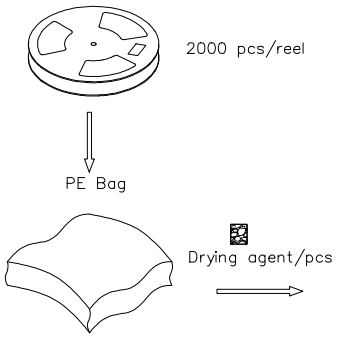

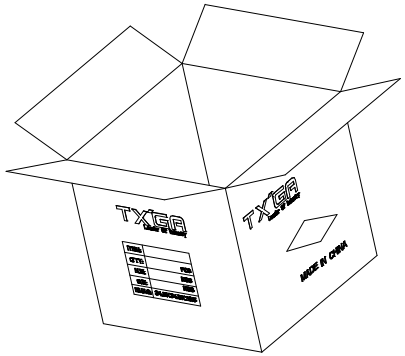

THIRD ANGLE PROJECTION	GENERAL TOLERANCES (UNLESS SPECIFIED)		APPROVE BY LEO	DATE 28/Oct/24	PART NO. FFC10071-XXSBB113NAM / ITEM NO. FFC10071
DESIGN UNITS METRIC	X. ±0.30	X.° ±5°	CHECKED BY GISELLE	DATE 28/Oct/24	TITLE FPC/FFC Connector 1.00mm Bottom contact SMT
SCALE 5:1 / SIZE A4	X.X ±0.20	X.X° ±2°			REV 0 / SHEET NO. 3/3
	X.XX ±0.15	X.XX° ±1°	DRAWN BY NICK	DATE 28/Oct/24	
	X.XXX ±0.10	X.XXX° ±0.5°			

TXGA Building Technology Cornerstone

THIS DRAWING CONTAINS INFORMATION THAT IS PROPRIETARY TO TXGA INDUSTRIAL ELECTRONICS(S.Z)CO.,LTD AND SHOULD NOT BE USED WITHOUT WRITTEN PERMISSION