

REV	LOCATIONS	DESCRIPTION	DATE	REVISER	APPD
1	△	tolerance change	05/JAN/22	MATT	CHERRY

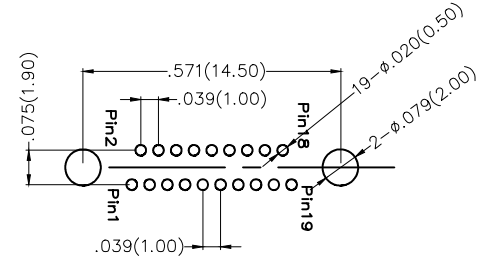
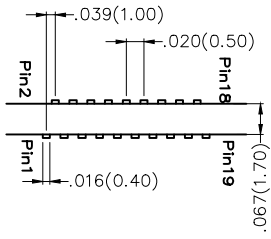
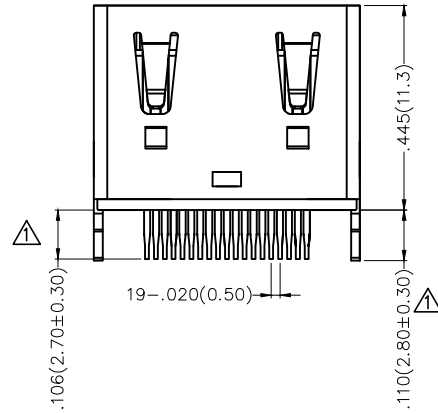
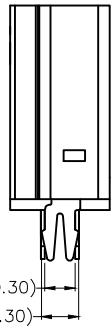
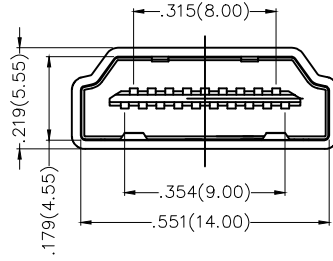
SPECIFICATIONS

Electrical

Current Rating: 0.5A AC(rms)/DC
 Voltage Rating: 40V AC(rms)/DC
 Contact Resistance: 30 mΩ Max
 Insulation Resistance: 100 MΩ MIN
 Withstanding Voltage: 500V AC r.m.s
 Operating Temperature: -20°C~+85°C

Material And Plating

Housing: LCP (UL 94V-0), Black
 Contact: Phosphor Bronze /Selective gold on contact area, tin on tail
 Shell: Brass /Nickel Plated.



Recommended P.C.Board Layout
 Tolerance: ±.002(±0.05)

Ordering Information

FHD 24 — F D S X XX K6 K
 1 2 3 4 5 6 7 8 9

1	Category	2	Distinction No	3	Type	4	Assembly Layout	5	Entry Angle
	FHD-HDMI		24		F-Female		D-DIP		S-180° Vertical
6	Plating	7	Thickness of Plating	8	Color-Resin	9	Packaging		
	1-Gold Plated 3-Selective gold on contact area,tin on tail		01-1u" 15-15u" Custom Plate Available		K6-Black		K-Tray		

 THIRD ANGLE PROJECTION DESIGN UNITS Inch (metric) SCALE 5:1 SIZE A4	GENERAL TOLERANCES (UNLESS SPECIFIED)		APPROVE BY VERNON	DATE 22/AUG/17	PART NO. FHD24-FDSXXXK6K	ITEM NO. FHD24	 Leader Of Industry		
	X.±.014(0.35)	X.±5'	CHECKED BY	DATE	TITLE			REV 1	SHEET NO. 1/1
	X.X±.012(0.30)	.X'±2'	KATE	22/AUG/17	HDMI A/F 180° DIP (SPLINT)				
	X.XX±.008(0.20)	.XX'±1'	DRAWN BY	DATE	THIS DRAWING CONTAINS INFORMATION THAT IS PROPRIETARY TO TXGA INDUSTRIAL ELECTRONICS(S.Z)CO.,LTD AND SHOULD NOT BE USED WITHOUT WRITTEN PERMISSION				
	X.XXX±.004(0.10)	.XXX'±0.5'	LXF	22/AUG/17					