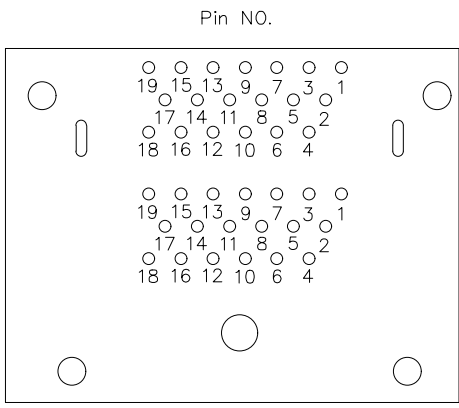


REV	LOCATIONS	DESCRIPTION	DATE	REVISER	APPD

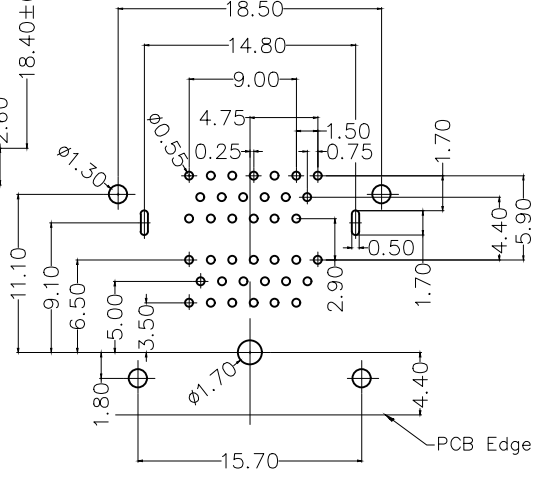
SPECIFICATIONS

Electrical
 Current Rating: 0.5A AC(rms)/DC
 Voltage Rating: 40V AC(rms)/DC
 Contact Resistance: 10 mΩ Max
 Insulation Resistance: 100 MΩ Min
 Withstanding Voltage: 500V AC r.m.s
 Operating Temperature: -25°C~+85°C

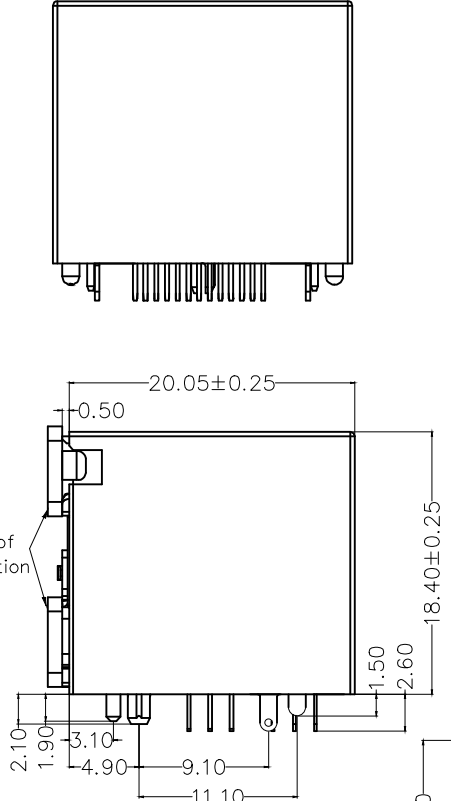
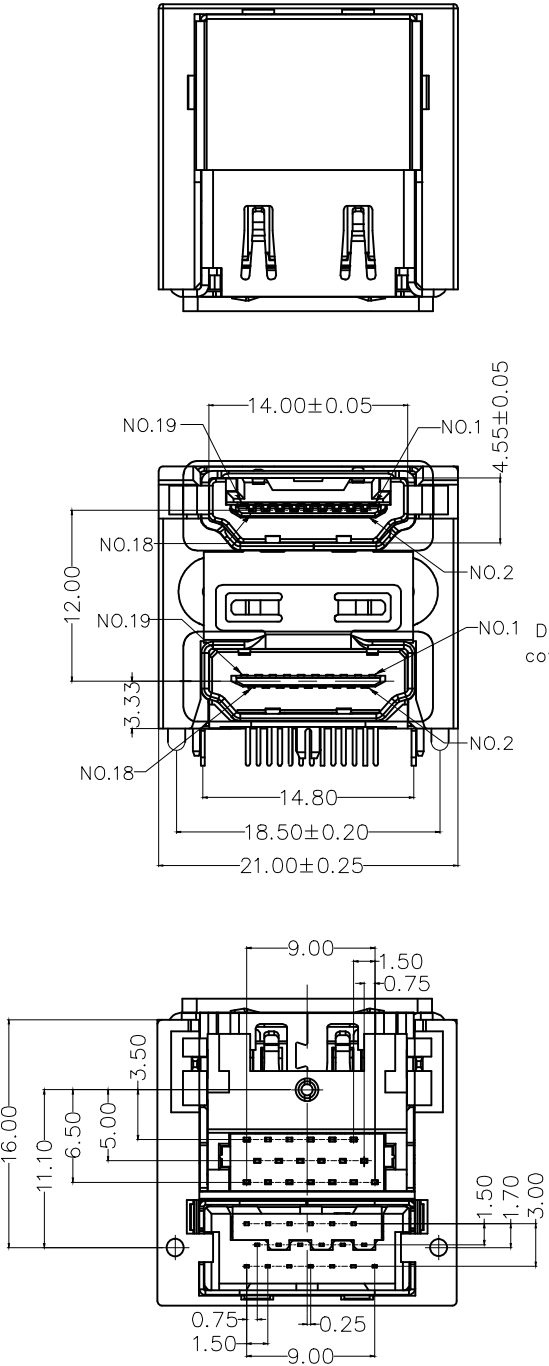
Material and plating
 Housing: PBT (UL 94V-0),Black
 Contacts: Copper Alloy/Gold plated on contact,matte tin plated on tail,nickel underplating overall
 Shell: Stainless steel/Gold flash plated on contact,solderable nickel plated



Pin	Signal Assignment	Pin	Signal Assignment
1	Hot Plug Detect	11	TMDS Data0-
2	Utility	12	TMDS Clock+
3	TMDS Data2+	13	TMDS Clock Shield
4	TMDS Data2 Shield	14	TMDS Clock-
5	TMDS Data2-	15	CEC
6	TMDS Data1+	16	DDC/CEG Ground
7	TMDS Data1 Shield	17	SCL
8	TMDS Data1-	18	SDA
9	TMDS Data0+	19	+5V Power
10	TMDS Data0 Shield	/	/



Recommended P.C.Board Layout
 General Tolerances: ±0.05mm



 THIRD ANGLE PROJECTION DESIGN UNITS Metric SCALE 5:1 SIZE A4	GENERAL TOLERANCES (UNLESS SPECIFIED)		APPROVE BY FRANK	DATE 05/AUG/22	PART NO. FHD31-FDB700BKK	ITEM NO. FHD31	 Leader Of Industry REV 0 SHEET NO. 1/1 THIS DRAWING CONTAINS INFORMATION THAT IS PROPRIETARY TO TXGA INDUSTRIAL ELECTRONICS(S.Z)CO.,LTD AND SHOULD NOT BE USED WITHOUT WRITTEN PERMISSION
	X.±0.30	X.±5°	CHECKED BY CHERRY	DATE 05/AUG/22	TITLE HDMI A-type 19Circuits ,90° Angle(DIP)		
	X.XX±0.15	.XX±1°	DRAWN BY QING	DATE 05/AUG/22			
	X.XXX±0.10	.XXX±0.5°					