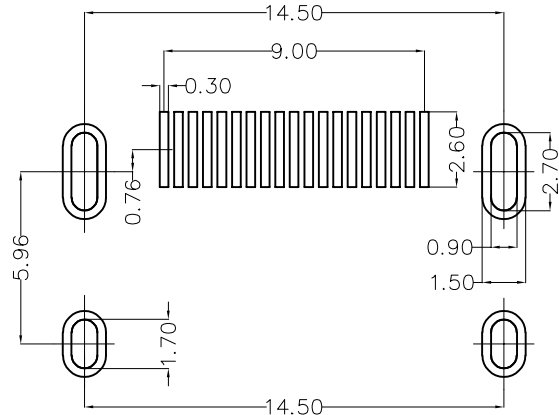
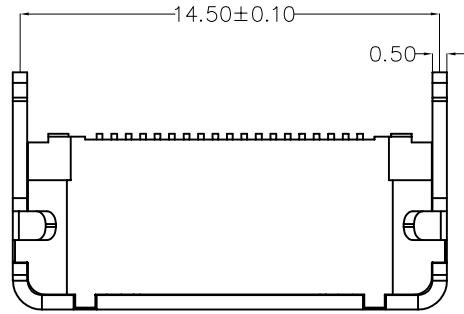


REV	LOCATIONS	DESCRIPTION	DATE	REVISER	APPD



Recommended P.C.Board Layout
Tolerance: ±.002(±0.05)

SPECIFICATIONS

Electrical

Current Rating: 0.5A AC(rms)/DC
Voltage Rating: 40V AC(rms)/DC
Contact Resistance: 30 mΩ Max
Insulation Resistance: 100 MΩ Min
Withstanding Voltage: 500V AC r.m.s

Mechanical

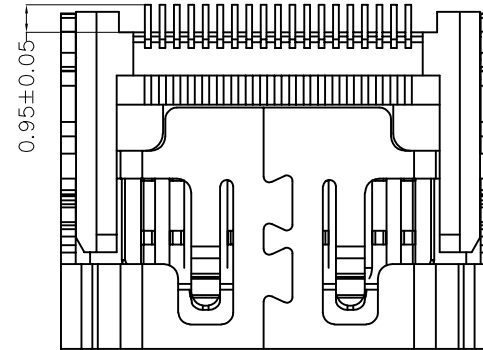
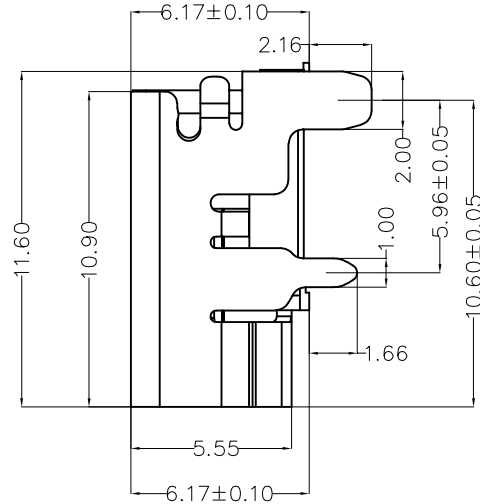
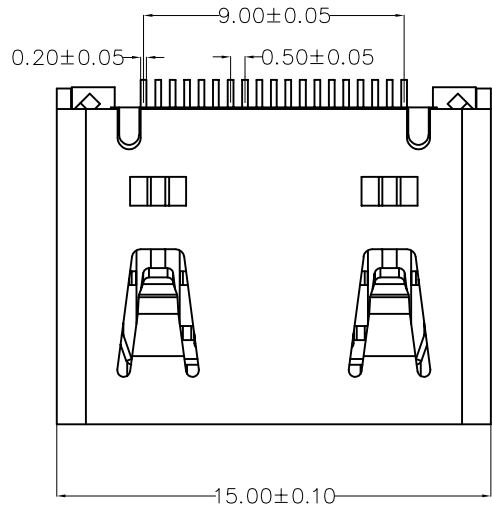
Mating force: 4.4KG.F Max
Retention force: 0.5-4.0KG.F
Durability: 5000 cycles Min.

Environmental

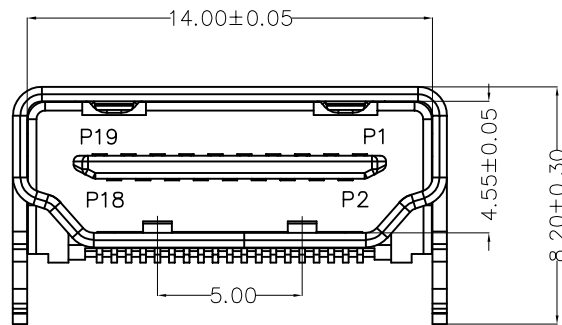
Operating Temperature: -25°C~+85°C

Material and plating

Housing: LCP (UL 94V-0),Black
Contacts: Copper Alloy/Gold plated on contact,Matte Tin plated on tail
Shell: C2680/Nikel plated



Pin	Signal Assignment	Pin	Signal Assignment
1	TMDS Data2+	2	TMDS Data2 Shield
3	TMDS Data2-	4	TMDS Data1+
5	TMDS Data1 Shield	6	TMDS Data1-
7	TMDS Data0+	8	TMDS Data0 Shield
9	TMDS Data0-	10	TMDS Clock+
11	TMDS Clock Shield	12	TMDS Clock-
13	CEC	14	Reserved (N.C. on device)
15	SCL	16	SDA
17	DDC/CEC Ground	18	+5V Power
19	Hot Plug Detect	/	/

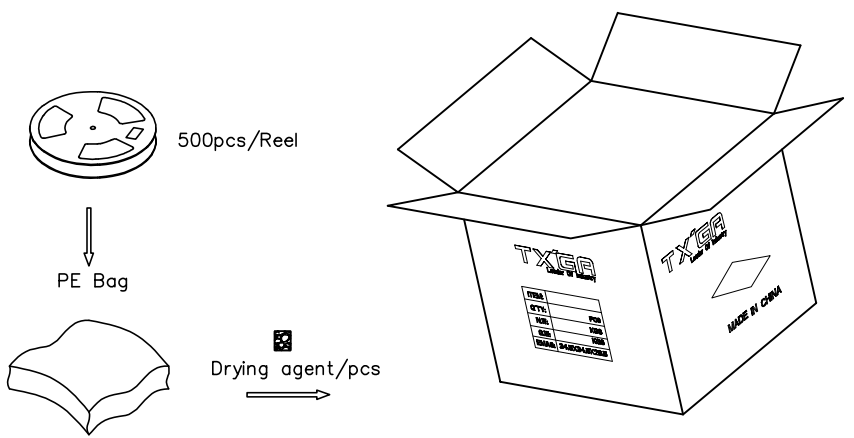
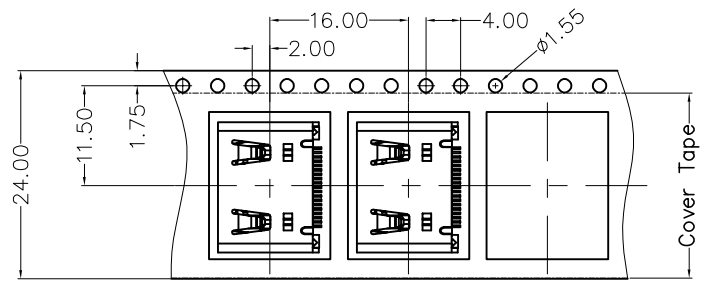
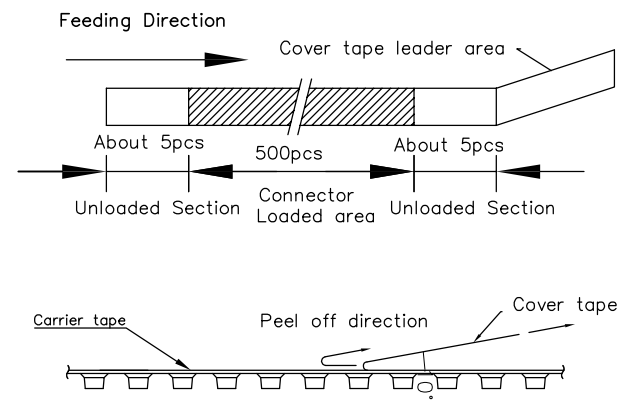
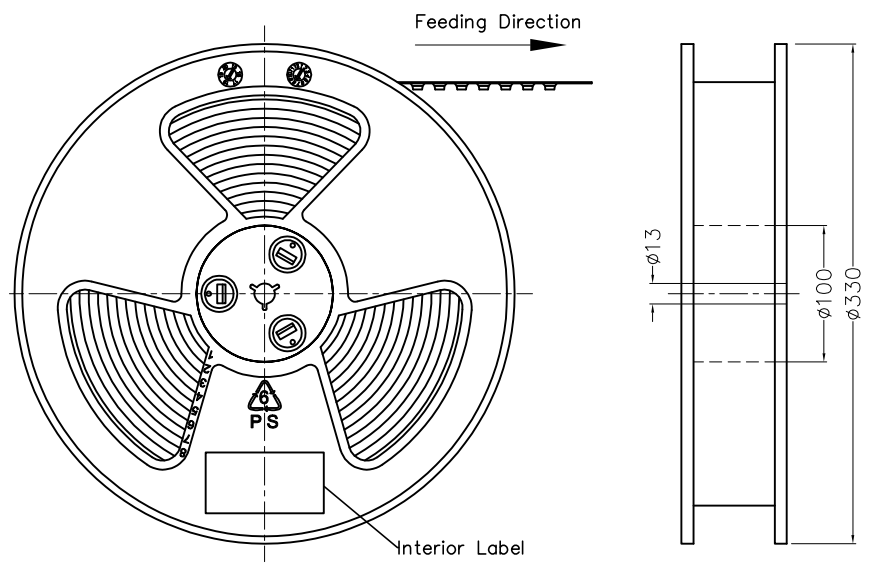


 THIRD ANGLE PROJECTION	GENERAL TOLERANCES (UNLESS SPECIFIED)		APPROVE BY	DATE	PART NO.	ITEM NO.
	X.±0.30	X.'±5'	FRANK	15/AUG/22		
	X.X±0.20	.X'±2'	CHECKED BY	DATE	TITLE	
	X.XX±0.15	.XX'±1'	CHERRY	15/AUG/22		
SCALE	SIZE	X.XXX±0.10	.XXX'±0.5'	DRAWN BY	DATE	THIS DRAWING CONTAINS INFORMATION THAT IS PROPRIETARY TO TXGA INDUSTRIAL ELECTRONICS(S.Z)CO.,LTD AND SHOULD NOT BE USED WITHOUT WRITTEN PERMISSION
5:1	A4			QING	15/AUG/22	

REV 0		SHEET NO. 1/2	
 Leader Of Industry			

REV	LOCATIONS	DESCRIPTION	DATE	REVISER	APPD

- Note:
- 1.10 sprocket hole cumulative tolerance ± 0.2
 2. Carrier camber is within 1.0mm in 250mm
 3. Material: Clear conductive polystyrene Alloy 100% recyclable
 4. All dimensions meet EIA-481-3 requirements
 5. Peel off force of cover tape & carrier tape: 20g~130g (0.2N~1.3N)
 6. Component load per 13" reel: 500 pcs



 THIRD ANGLE PROJECTION	GENERAL TOLERANCES (UNLESS SPECIFIED)		APPROVE BY FRANK	DATE 15/AUG/22	PART NO. FHD37-FSB700BKM	ITEM NO. FHD37	 Leader Of Industry
	X. ± 0.30	X. $\pm 5^{\circ}$	CHECKED BY CHERRY	DATE 15/AUG/22	TITLE HDMI A/F 90'(SMT)		
DESIGN UNITS (metric)	X.X ± 0.20	.X $\pm 2^{\circ}$	DRAWN BY QING	DATE 15/AUG/22	THIS DRAWING CONTAINS INFORMATION THAT IS PROPRIETARY TO TXGA INDUSTRIAL ELECTRONICS(S.Z)CO.,LTD AND SHOULD NOT BE USED WITHOUT WRITTEN PERMISSION		REV 0
SCALE	SIZE A4	X.XXX ± 0.10	.XXX $\pm 0.5^{\circ}$				SHEET NO. 2/2