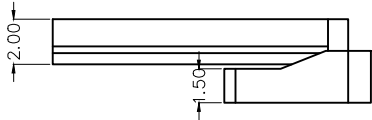
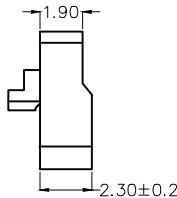
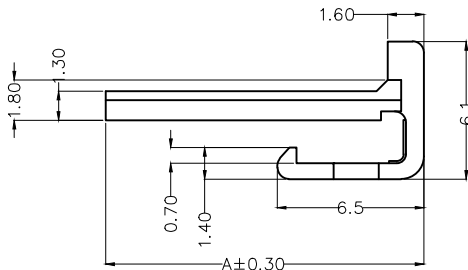
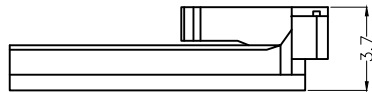


REV	LOCATIONS	DESCRIPTION	DATE	REVISER	APPD

SPECIFICATIONS

Material: PBT(UL 94V-0)
 Temperature Range-Operating: -40°C~+105°C

Applicable Housing: FHG20019 Series

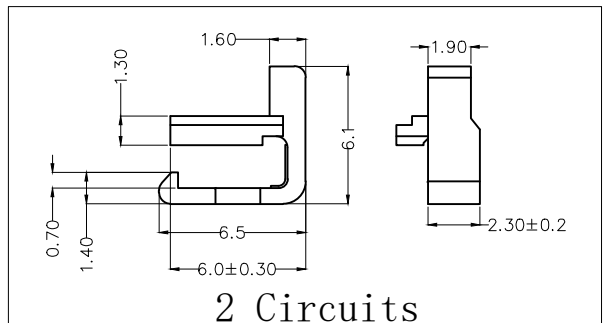


Circuits (n)	Part No.	Dimensions (mm)
		A
2	FHG20019-02GYB	6.00
3	FHG20019-03GYB	8.00
4	FHG20019-04GYB	10.00
5	FHG20019-05GYB	12.00
6	FHG20019-06GYB	14.00
7	FHG20019-07GYB	16.00
8	FHG20019-08GYB	18.00
9	FHG20019-09GYB	20.00
10	FHG20019-10GYB	22.00
11	FHG20019-11GYB	24.00
12	FHG20019-12GYB	26.00
13	FHG20019-13GYB	28.00
14	FHG20019-14GYB	30.00
15	FHG20019-15GYB	32.00

Ordering Information

FHG 200 19 - XX GY B
 1 2 3 4 5 6

1 Category FHG-Housing	2 Series Number 200-Pitch2.0mm	3 Distinction No. 19	4 Circuits XX	5 Color-Resin GY-Grey	6 Packaging B-PE Bag
---------------------------	-----------------------------------	-------------------------	------------------	--------------------------	-------------------------



<p>THIRD ANGLE PROJECTION</p>	GENERAL TOLERANCES (UNLESS SPECIFIED) X. ±0.30 X.* ±5° X.X ±0.20 X.X* ±2° X.XX ±0.15 X.XX* ±1° X.XXX ±0.10 X.XXX* ±0.5°		APPROVE BY LEO	DATE 07/AUG/23	PART NO. FHG20019-XXGYB	ITEM NO. FHG20019	<p>Building Technology Cornerstone</p>	
	DESIGN UNITS METRIC(mm) SCALE 5:1 SIZE A4	CHECKED BY GISELLE	DATE 07/AUG/23	TITLE Wire to Board Pitch 2.0mm(Housing plug)		REV 0 SHEET NO. 1/1		
THIS DRAWING CONTAINS INFORMATION THAT IS PROPRIETARY TO TXGA INDUSTRIAL ELECTRONICS(S.Z)CO.,LTD AND SHOULD NOT BE USED WITHOUT WRITTEN PERMISSION							DRAWN BY NICK	DATE 07/AUG/23