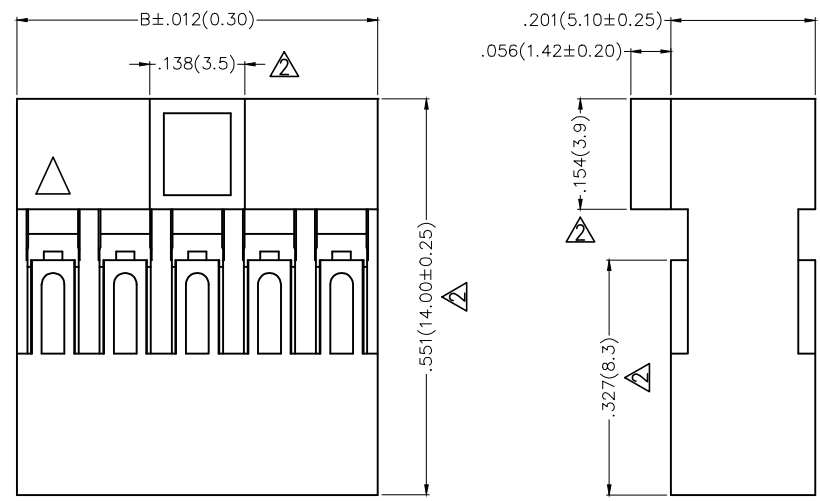
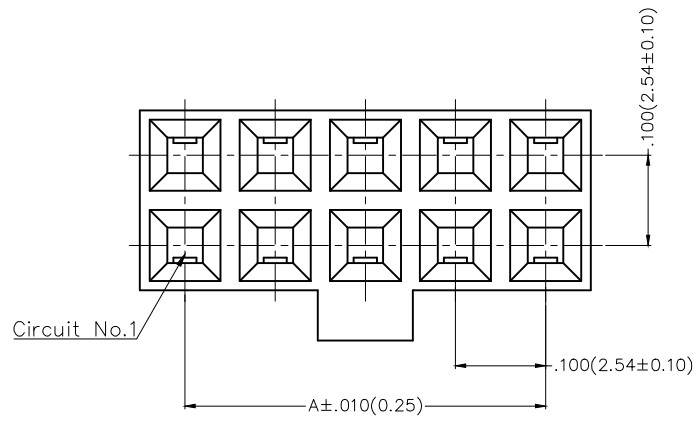


REV	LOCATIONS	DESCRIPTION	DATE	REVISER	APPD
1	△	Add new circuits: No.2,32~50 circuits	17/AUG/18	KATE	FRANK
2	△	Size changes	19/APR/21	KATE	JOHNNY
3	△	Change terminal	19/Mar/26	NICK	LEO

Electrical
 Temperature Range—Operating: -25°C~+85°C
 Material
 PPO (UL94V-0)
 Applicable Terminal: FT25403



Ordering Information

FHG 254 14 — D XX M 1 K6 B
 1 2 3 4 5 6 7 8 9

1	Category	2	Series Number	3	Distinction No.	4	Row Option		
	FHG—Housing		254—Pitch2.54mm		14		D—Double row		
5	Circuits	6	Type	7	Material—Resin	8	Color—Resin	9	Packaging
	XX		M—Male		1—PPO		K6—Black		B—PE Bag


 THIRD ANGLE PROJECTION	GENERAL TOLERANCES (UNLESS SPECIFIED)		APPROVE BY FRANK	DATE 18/JUN/13	PART NO. FHG25414—DXXM1K6B	ITEM NO. FHG25414	 Leader Of Industry	
	X.±.012(0.30)	X.±5°	CHECKED BY CHERRY	DATE 18/JUN/13	TITLE Wire to Board Pitch 2.54mm(Housing)			REV 3
	DESIGN UNITS Inch (metric)	X.X±.008(0.20)	.X'±2°	DRAWN BY KEVIN	DATE 18/JUN/13	THIS DRAWING CONTAINS INFORMATION THAT IS PROPRIETARY TO TXGA INDUSTRIAL ELECTRONICS(S.Z)CO.,LTD AND SHOULD NOT BE USED WITHOUT WRITTEN PERMISSION		
SCALE 5:1	SIZE A4	X.XX±.006(0.15)	.XX'±1°					
		X.XXX±.004(0.10)	.XXX±0.5°					



1 2 3 4 5 6 7 8

REV	LOCATIONS	DESCRIPTION	DATE	REVISER	APPD

A
B
C
D
E
F

A
B
C
D
E
F

Circuits (n)	Part No. 	Dimensions(in/mm)	
		A	B
4	FHG25414-D04M1K6B	.100(2.54)	.200(5.08)
6	FHG25414-D06M1K6B	.200(5.08)	.300(7.62)
8	FHG25414-D08M1K6B	.300(7.62)	.400(10.16)
10	FHG25414-D10M1K6B	.400(10.16)	.500(12.70)
12	FHG25414-D12M1K6B	.500(12.70)	.600(15.24)
14	FHG25414-D14M1K6B	.600(15.24)	.700(17.78)
16	FHG25414-D16M1K6B	.700(17.78)	.800(20.32)
18	FHG25414-D18M1K6B	.800(20.32)	.900(22.86)
20	FHG25414-D20M1K6B	.900(22.86)	1.000(25.40)
22	FHG25414-D22M1K6B	1.00(25.40)	1.100(27.94)
24	FHG25414-D24M1K6B	1.100(27.94)	1.200(30.48)
26	FHG25414-D26M1K6B	1.200(30.48)	1.300(33.02)
28	FHG25414-D28M1K6B	1.300(33.02)	1.400(35.56)
30	FHG25414-D30M1K6B	1.400(35.56)	1.500(38.10)
32	FHG25414-D32M1K6B	1.500(38.10)	1.600(40.64)
34	FHG25414-D34M1K6B	1.600(40.64)	1.700(43.18)
36	FHG25414-D36M1K6B	1.700(43.18)	1.800(45.72)
38	FHG25414-D38M1K6B	1.800(45.72)	1.900(48.26)
40	FHG25414-D40M1K6B	1.900(48.26)	2.000(50.80)
42	FHG25414-D42M1K6B	2.000(50.80)	2.100(53.34)
44	FHG25414-D44M1K6B	2.100(53.34)	2.200(55.88)

 THIRD ANGLE PROJECTION	GENERAL TOLERANCES (UNLESS SPECIFIED)		APPROVE BY FRANK	DATE 18/JUN/13	PART NO. FHG25414-DXXM1K6B	ITEM NO. FHG25414	 Leader Of Industry	
	DESIGN UNITS Inch (metric)	X.±.012(0.30)	X.±5'	CHECKED BY CHERRY	DATE 18/JUN/13	TITLE Wire to Board Pitch 2.54mm(Housing)		REV 3
SCALE 5:1	SIZE A4	X.XX±.006(0.15)	.XX±1'	DRAWN BY KEVIN	DATE 18/JUN/13	THIS DRAWING CONTAINS INFORMATION THAT IS PROPRIETARY TO TXGA INDUSTRIAL ELECTRONICS(S.Z)CO.,LTD AND SHOULD NOT BE USED WITHOUT WRITTEN PERMISSION		

1 2 3 4 5 6 7 8