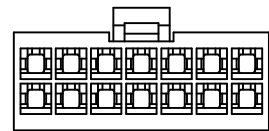
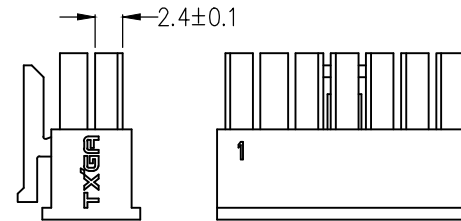
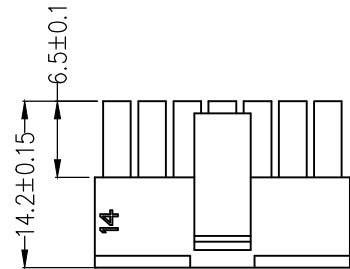
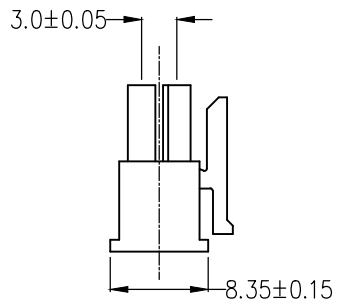
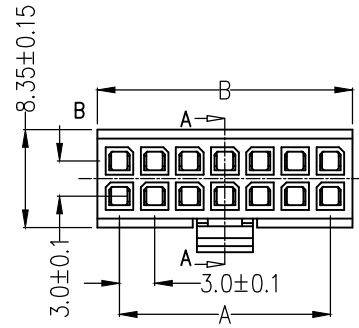


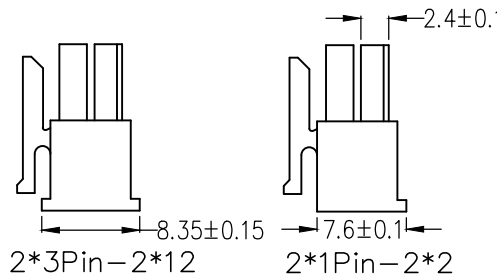
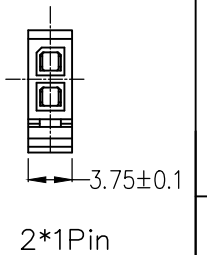
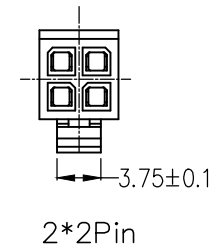
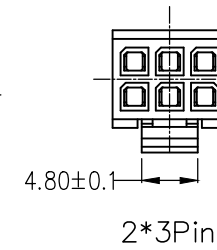
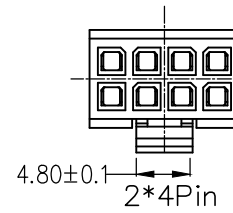
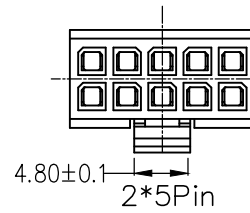
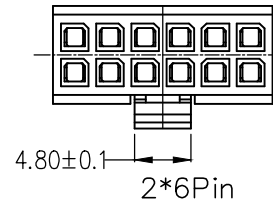
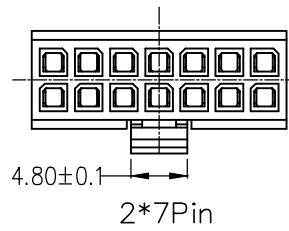
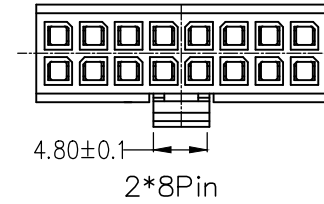
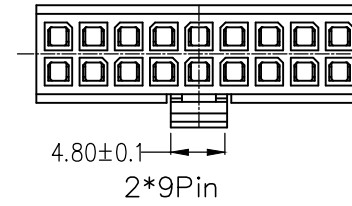
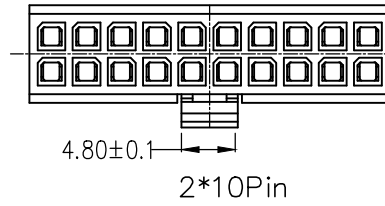
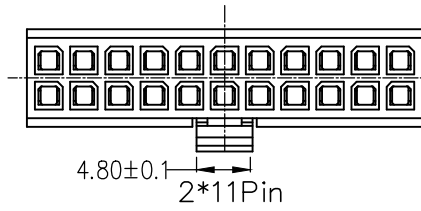
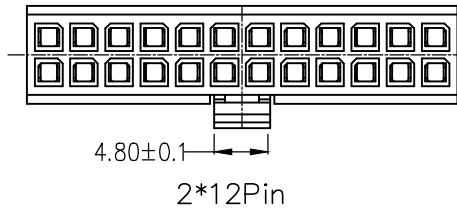
REV	LOCATIONS	DESCRIPTION	DATE	REVISER	APPD

Electrical  
 Temperature Range—Operating: -25°C ~ +85°C  
 Material  
 Housing: PA66( UL 94V-0)  
 Applicable Terminal: FT30001-F2H  
 Mates With (Housing): FHG30003 Series  
 Mates With (Wafer): FWF30001, FWF30002,  
 FWF30016, FWF30022 Series



 THIRD ANGLE PROJECTION	GENERAL TOLERANCES (UNLESS SPECIFIED)		APPROVE BY FRANK	DATE 01/JUL/13	PART NO. FHG30006-DXXM2BKB	ITEM NO. HG30006	 Leader Of Industry		
	DESIGN UNITS Inch (metric)	X.±.012(0.30) X.X±.008(0.20)	X.'±5' .X'±2'	CHECKED BY CHERRY	DATE 01/JUL/13	TITLE 3.0 Pitch Housing		REV 0	SHEET NO. 1/3
	SCALE 5:1	SIZE A4	X.XX±.006(0.15) X.XXX±.004(0.10)	.XX'±1' .XXX'±0.5'	DRAWN BY JACOB	DATE 01/JUL/13	THIS DRAWING CONTAINS INFORMATION THAT IS PROPRIETARY TO TXGA INDUSTRIAL ELECTRONICS(S.Z)CO.,LTD AND SHOULD NOT BE USED WITHOUT WRITTEN PERMISSION		
								3.0 Pitch Housing	

REV	LOCATIONS	DESCRIPTION	DATE	REVISER	APPD



 THIRD ANGLE PROJECTION	GENERAL TOLERANCES (UNLESS SPECIFIED)		APPROVE BY FRANK	DATE 01/JUL/13	PART NO. FHG30006-DXXM2BKB	ITEM NO. HG30006	 Leader Of Industry	
	X.±.012(0.30)	X.'±5'	CHECKED BY CHERRY	DATE 01/JUL/13	TITLE 3.0 Pitch Housing			REV 0
	DESIGN UNITS Inch (metric)	X.X±.008(0.20)	.X'±2'	DRAWN BY JACOB	DATE 01/JUL/13	THIS DRAWING CONTAINS INFORMATION THAT IS PROPRIETARY TO TXGA INDUSTRIAL ELECTRONICS(S.Z)CO.,LTD AND SHOULD NOT BE USED WITHOUT WRITTEN PERMISSION		SHEET NO. 2/3
	SCALE 5:1	SIZE A4	X.XX±.006(0.15)					
		X.XXX±.004(0.10)						

1 2 3 4 5 6 7 8

REV	LOCATIONS	DESCRIPTION	DATE	REVISER	APPD

A

A

B

B

C

C

D

D



E

E

F

F

Circuits (n)	Part No.	Dimensions(in/mm)	
		A±0.2	B±0.15
2	FHG30006-D02M2BKB	—	3.75
4	FHG30006-D04M2BKB	3.00	6.75
6	FHG30006-D06M2BKB	6.00	9.75
8	FHG30006-D08M2BKB	9.00	12.75
10	FHG30006-D10M2BKB	12.00	15.75
12	FHG30006-D12M2BKB	15.00	18.75
14	FHG30006-D14M2BKB	18.00	21.75
16	FHG30006-D16M2BKB	21.00	24.75
18	FHG30006-D18M2BKB	24.00	27.75
20	FHG30006-D20M2BKB	27.00	30.75
22	FHG30006-D22M2BKB	30.00	33.75
24	FHG30006-D24M2BKB	33.00	36.75

 THIRD ANGLE PROJECTION	GENERAL TOLERANCES (UNLESS SPECIFIED)		APPROVE BY FRANK	DATE 01/JUL/13	PART NO. FHG30006-DXXM2BKB	ITEM NO. HG30001	 Leader Of Industry	
	DESIGN UNITS Inch (metric)	X.±.012(0.30) X.X±.008(0.20) X.XX±.006(0.15) X.XXX±.004(0.10)	X.'±5' .X'±2' .XX'±1' .XXX'±0.5'	CHECKED BY CHERRY	DATE 01/JUL/13	TITLE 3.0 Pitch Housing		REV 0
	SCALE 5:1	SIZE A4	DRAWN BY JACOB	DATE 01/JUL/13	THIS DRAWING CONTAINS INFORMATION THAT IS PROPRIETARY TO TXGA INDUSTRIAL ELECTRONICS(S.Z)CO.,LTD AND SHOULD NOT BE USED WITHOUT WRITTEN PERMISSION			

1 2 3 4 5 6 7 8