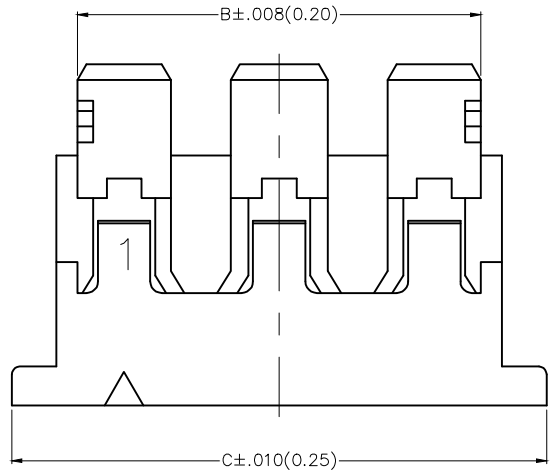
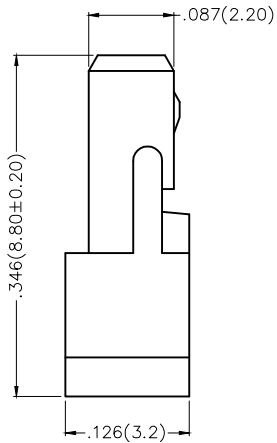
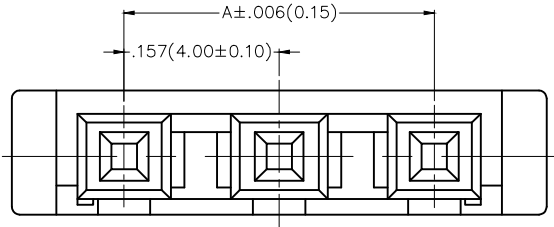


1 2 3 4 5 6 7 8

REV	LOCATIONS	DESCRIPTION	DATE	REVISER	APPD
1	△	Flammability Change	16/MAY/24	KATE	LEO

Electrical  
 Temperature Range—Operating: -25°C~+85°C  
 Material  
 Housing: PA66 (UL94 V-0)△  
 Applicable Terminal: FT40001  
 Mates With: FHG40002 Series



Circuits (n)	Part No.	Dimensions(in/mm)		
		A	B	C
2	FHG40001-S02M2W1B	.157(4.00)	.252(6.40)	.386(9.80)
3	FHG40001-S03M2W1B	.315(8.00)	.409(10.40)	.543(13.80)
4	FHG40001-S04M2W1B	.472(12.00)	.567(14.40)	.701(17.80)
5	FHG40001-S05M2W1B	.630(16.00)	.724(18.40)	.858(21.80)

Ordering Information

FHG 400 01 — S XX M 2 W1 B  
 1 2 3 4 5 6 7 8 9

1	Category FHG—Housing	2	Series Number 400—Pitch4.00mm	3	Distinction No. 01	4	Row Option S—Single Row		
5	Circuits XX	6	Type M—Male	7	Material—Resin 2—PA66	8	Color—Resin W1—White	9	Packaging B—PE Bag

<p>THIRD ANGLE PROJECTION</p>	GENERAL TOLERANCES (UNLESS SPECIFIED)		APPROVE BY FRANK	DATE 25/JUN/13	PART NO. FHG40001-SXXM2W1B	ITEM NO. FHG40001	<p>Leader Of Industry</p>		
	DESIGN UNITS Inch (metric)	X.±.012(0.30) X.X±.008(0.20)	X.±5° .X±2°	CHECKED BY CHERRY	DATE 25/JUN/13	TITLE Wire to Wire Pitch 4mm(Housing)		REV 1	SHEET NO. 1/1
	SCALE 5:1	SIZE A4	X.XX±.006(0.15) X.XXX±.004(0.10)	.XX±1° .XXX±0.5°	DRAWN BY KATE	DATE 25/JUN/13	THIS DRAWING CONTAINS INFORMATION THAT IS PROPRIETARY TO TXGA INDUSTRIAL ELECTRONICS(S.Z)CO.,LTD AND SHOULD NOT BE USED WITHOUT WRITTEN PERMISSION		

1 2 3 4 5 6 7 8