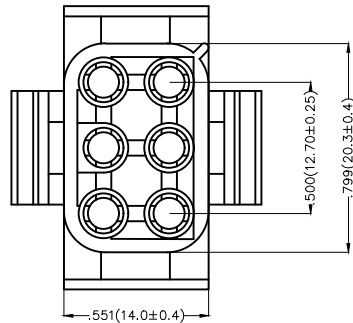
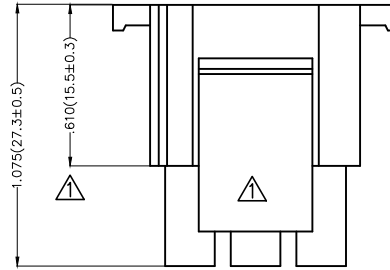
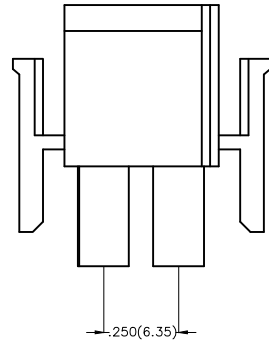


1 2 3 4 5 6 7 8

REV	LOCATIONS	DESCRIPTION	DATE	REVISER	APPD
1	△	Structural and Size changes	20/MAY/21	KATE	CHERRY
2	△	Flammability change	14/AUG/23	MATT	LEO

Electrical
 Temperature Range—Operating: -25°C~+85°C
 Material
 Housing: PA66(UL 94V-2) △
 Applicable Terminal: FT63502
 Mates With: FWF63502 Series.



 THIRD ANGLE PROJECTION	GENERAL TOLERANCES (UNLESS SPECIFIED)		APPROVE BY FRANK	DATE 18/JUN/13	PART NO. FHG63502-D06M2TB	ITEM NO. FHG63502	 Leader Of Industry
	DESIGN UNITS Inch (metric)	X.±.012(0.30)	X'±5'	CHECKED BY JACOB	DATE 18/JUN/13	TITLE Wire to Board Pitch 6.35mm(Housing)	
SCALE 5:1	SIZE A4	X.XX±.006(0.15)	.XX'±1'	DRAWN BY CHERRY	DATE 18/JUN/13	THIS DRAWING CONTAINS INFORMATION THAT IS PROPRIETARY TO TXGA INDUSTRIAL ELECTRONICS(S.Z)CO.,LTD AND SHOULD NOT BE USED WITHOUT WRITTEN PERMISSION	
		X.XXX±.004(0.10)	.XXX'±0.5'			REV 2	SHEET NO. 1/1

1 2 3 4 5 6 7 8

A
B
C
D
E
F

A
B
C
D
E
F