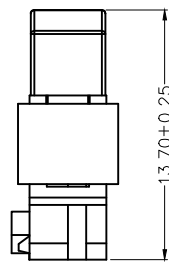
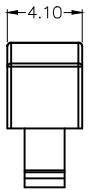
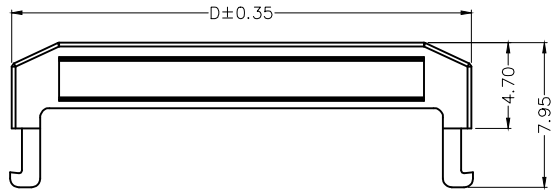


REV	LOCATIONS	DESCRIPTION	DATE	REVISER	APPD
1	△	Update version	18/Mar/25	NICK	LEO

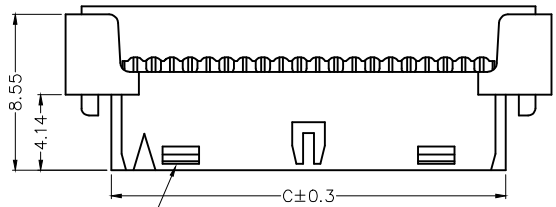
SPECIFICATIONS

Electrical
 Current Rating: 1A AC(rms)/DC
 Voltage Rating: 250V AC(rms)/DC
 Contact Resistance: 20 mΩ Max
 Insulation Resistance: 1000 MΩ Min
 Withstanding Voltage: 500V AC r.m.s
 Temperature Range-Operating: -40°C~+105°C

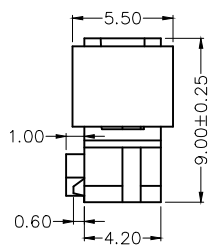
Material and Plating
 Housing: PBT (UL 94V-0)
 Contact: Brass
 Plating: Gold flash on contact area and nickel plated on tails area



Assemble



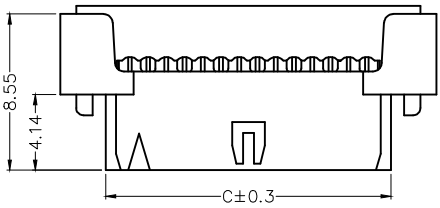
Ear △ 14~50 Circuits With ears



Ordering Information

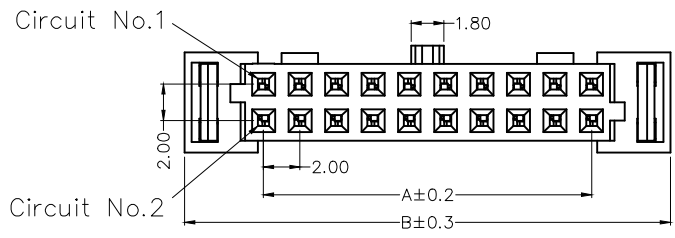
FID 200 08 — XX 1 BK K
 1 2 3 4 5 6 7


1 Category	2 Series Number	3 Distinction No.	4 Circuits	5 Plating	6 Color-Resin	7 Packaging
FID-DC	200-Pitch2.00mm	08	XX	1-Gold flash on contact area and nickel plated on tails area	BK-Black	K-Tray



△ 10~12 Circuits Without ears

Circuits (n)	Part No.	Dimensions(in/mm)				Circuits (n)	Part No.	Dimensions(in/mm)			
		A	B	C	D			A	B	C	D
10	FID20008-101BKK	8.00	16.65	11.65	15.20	26	FID20008-261BKK	24.00	32.65	27.65	31.20
12	FID20008-121BKK	10.00	18.65	13.65	17.20	30	FID20008-301BKK	28.00	36.65	31.65	35.20
14	FID20008-141BKK	12.00	20.65	15.65	19.20	34	FID20008-341BKK	32.00	40.65	35.65	39.20
16	FID20008-161BKK	14.00	22.65	17.65	21.20	40	FID20008-401BKK	38.00	46.65	41.65	45.20
18	FID20008-181BKK	16.00	24.65	19.65	23.20	44	FID20008-441BKK	42.00	50.65	45.65	49.20
20	FID20008-201BKK	18.00	26.65	21.65	25.20	50	FID20008-501BKK	48.00	56.65	51.65	55.20
24	FID20008-241BKK	22.00	30.65	25.65	29.20						



THIRD ANGLE PROJECTION	GENERAL TOLERANCES (UNLESS SPECIFIED)		APPROVE BY	DATE	PART NO.	ITEM NO.	 Leader Of Industry	
	X. ±0.30	X.* ±5'	FRANK	10/APR/20				FID20008-XX1BKK
DESIGN UNITS Metric	X.X ±0.20	X.X* ±2'	CHECKED BY	DATE	TITLE			
SCALE 5:1	X.XX ±0.15	X.XX* ±1'	CHERRY	10/APR/20	Wire to Board (IDC Connector) Pitch 2.00mm			
SIZE A4	X.XXX ±0.10	X.XXX* ±0.5'	DRAWN BY	DATE	THIS DRAWING CONTAINS INFORMATION THAT IS PROPRIETARY TO TXGA INDUSTRIAL ELECTRONICS(S.Z)CO.,LTD AND SHOULD NOT BE USED WITHOUT WRITTEN PERMISSION		REV 1	SHEET NO. 1/1
			KATE	10/APR/20				